

Air Reel CRARY

PARTS MANUAL

JOHN DEERE

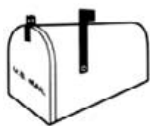
200

600

900

900F

HOW TO REACH US



WWW.CRARY.COM

ADDRESS	HOURS	TELEPHONE FAX NUMBER	E-MAIL INTERNET
Crary Industries 237 12th St. NW P.O. Box 849 West Fargo, ND 58078-0849	Mon. - Fri. 8 A.M to 5 P.M. Central Time	For Parts and Service: 1-800-247-7335 Fax: 1-701-282-9522	For Service: serv@crary.com Visit us on the web @ www.crary.com

Please Send us your Warranty Card

Please take time to fill in the information requested on the card. When you send in the completed card to us, we register your Air Head and start coverage under our limited warranty.

Two serial number stickers are included with each Air Reel. The decals are located on the Air Reel manifold. One sticker is to be placed on the warranty registration card and mailed back to Crary Industries. The second sticker is to be placed in the owners manual for future reference.

BUSINESS REPLY MAIL
FIRST-CLASS MAIL PERMIT NO. 1508 WEST FARGO ND
POSTAGE WILL BE PAID BY ADDRESSEE

CRARY COMPANY
 PO BOX 849
 WEST FARGO ND 58078-9973

NO POSTAGE NECESSARY IF MAILED IN THE UNITED STATES

Limited Warranty Registration
PLEASE PRINT OR TYPE

Name	Model Number
Street Address	Serial Number
City, State, Zip	Dealership Name
Telephone Number	Street Address
PRODUCT Finger Air Reel <input type="checkbox"/> Big Top <input type="checkbox"/> Cyclone (Chaff Spreader) <input type="checkbox"/> HYDRA-Stinger <input type="checkbox"/> Levling Auger <input type="checkbox"/>	City, State, Zip
Combine Information <input type="checkbox"/> John Deere <input type="checkbox"/> CaseIH <input type="checkbox"/> New Holland <input type="checkbox"/> AGCO	Telephone Number
Header Width: _____	Purchase Date: ____ \ ____ \ ____
Header Year: _____	Part # 12644

Your new Crary Ag Product is covered by a limited warranty. To initiate the warranty, this form MUST be completed and returned to CRARY Co. within 10 days of purchase.

PARTS ORDERING INFORMATION

For service assistance or parts, contact your nearest authorized Crary dealer or the factory. Your nearest authorized Crary dealer will need to know the serial number of your Air Reel to provide the most efficient service. See below for information on how to identify and record the serial number for your Air Reel.

ILLUSTRATION AND TEXT

The arrangement of this parts catalog is for easy identification of the Air Reel parts. All parts are illustrated in either assembled or exploded views. All illustrations are located on the left hand page with the associated parts information (text) on the right. Except for some common hardware, all parts are identified with an item number which corresponds to the "Item" column on the parts information page. The text pages list the reference number, part number, part description and the quantity required.

REPLACEMENT PARTS

Only genuine Crary replacement parts should be used to repair the Air Reel. Crary replacement parts are available from your Crary Dealer. To obtain prompt, efficient service, remember to give the dealer the correct part description and serial number of the Air Reel.

When ordering parts for your unit provide the following:

1. The SERIAL NUMBER of your Air Reel.
2. The PART NUMBER of the part.
3. The PART DESCRIPTION.
4. The QUANTITY needed.

WARNING

We urge using only genuine replacement parts, which meet all the latest requirements. Replacement parts manufactured by others could present safety hazards, even though they may fit on this unit.

SERIAL NUMBER LOCATION

Always give your authorized Crary dealer the serial number of your Air Reel when ordering parts, requesting service, or any other information. Please record the serial number in the space provided below and on the warranty and registration card.

Serial Number _____



Serial number location

MANUFACTURED BY CRARY INDUSTRIES
WEST FARGO, NORTH DAKOTA 58078 U.S.A.
SERIAL NUMBER
MANUFACTURED IN U.S.A.

Fig # 2 Serial number decal

Contents

SECTION

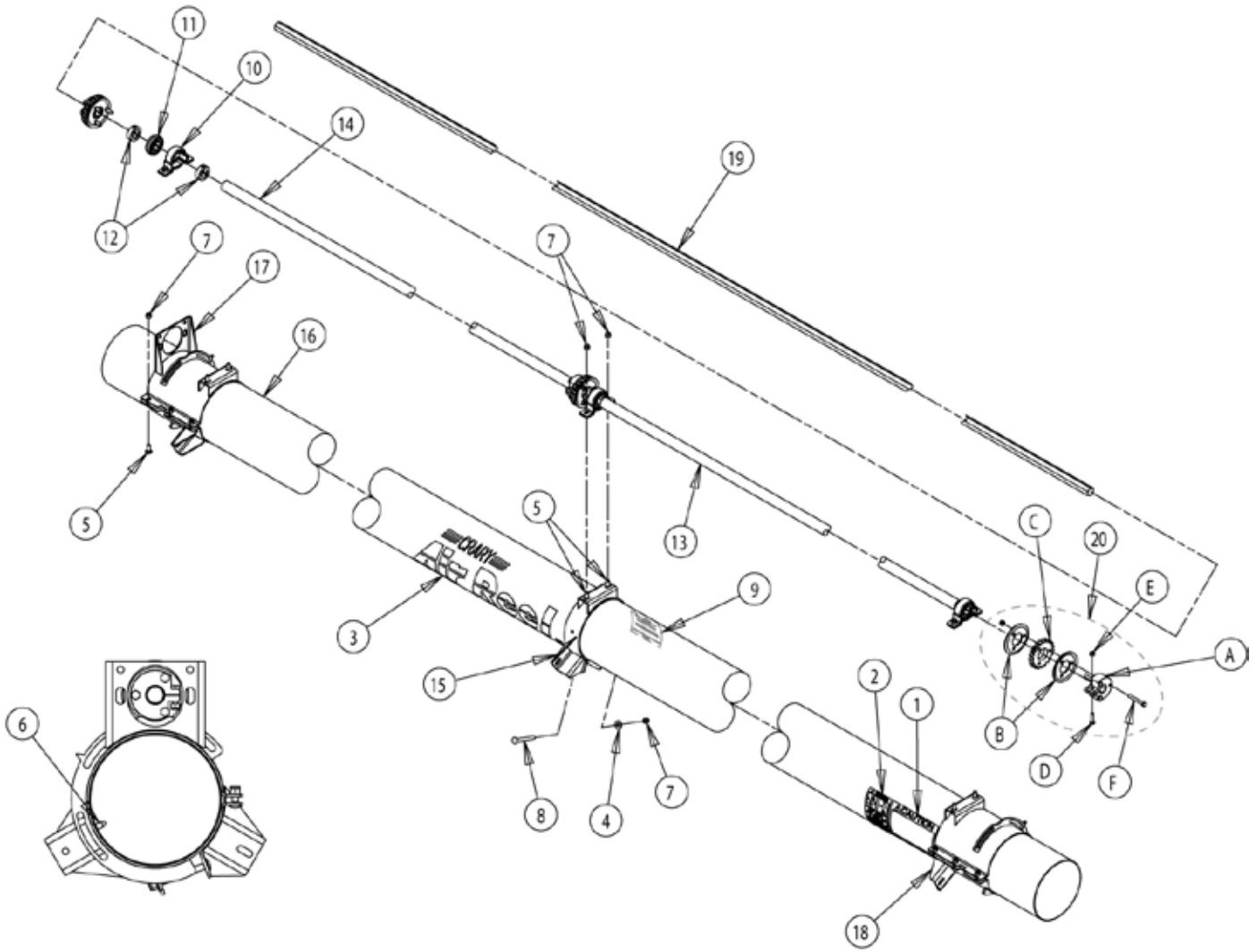
PAGE

AIR MANIFOLD	2-9
BAT TUBE/REEL TINE	22-23
DECALS	70
DRIVELINE/C FLANGE ASSEMBLY	56-59
DRIVELINE, SECONDARY	60-61
ECCENTRIC ARM ASSEMBLY	26-27
ECCENTRIC ARM/HYDRAULIC MOTOR	24-25
ECCENTRIC MOUNT ASSEMBLY	13
ECCENTRIC MOUNT PLATE/ROLLER	14-15
FAN HOSE ASSEMBLY	32-34
GEARBOX/FAN	62-67
GEARBOX MOUNT/DRIVE KIT	36-37
GEARBOX REPLACEMENT PARTS	68-69
IDLER GEAR AND AIR TUBE	10-11
REEL ARM MOUNT	28-31
REEL BAT ARM	12
REEL BAT ASSEMBLY	16-21
RIGHT HAND DRIVE KIT	38-55
SWITCH/MOUNT PLATE ASSEMBLY	35
OPTIONS	71
AUXILIARY REEL TINE KIT	98-99
GEARBOX/FAN EXTENSION KIT	96-97
GEARBOX/FAN, LEFT HAND	76-77
HI DRIVE FAN	88-91
HI DRIVE FAN KIT	82-83
HI DRIVE TRANSITION KIT	92-93
LEFT HAND DRIVE KIT	72-75
LEFT HAND DRIVE KIT DRIVELINE/C FLANGE ASSEMBLY	80-81
LEFT HAND FAN HOSE ASSEMBLY	78-79
NEUTRAL DRIVE SHAFT KIT	100-101
SPEED SENSOR GEAR KIT	94-95
STATIC PRESSURE GAGE	102
PARTS INDEX.....	103

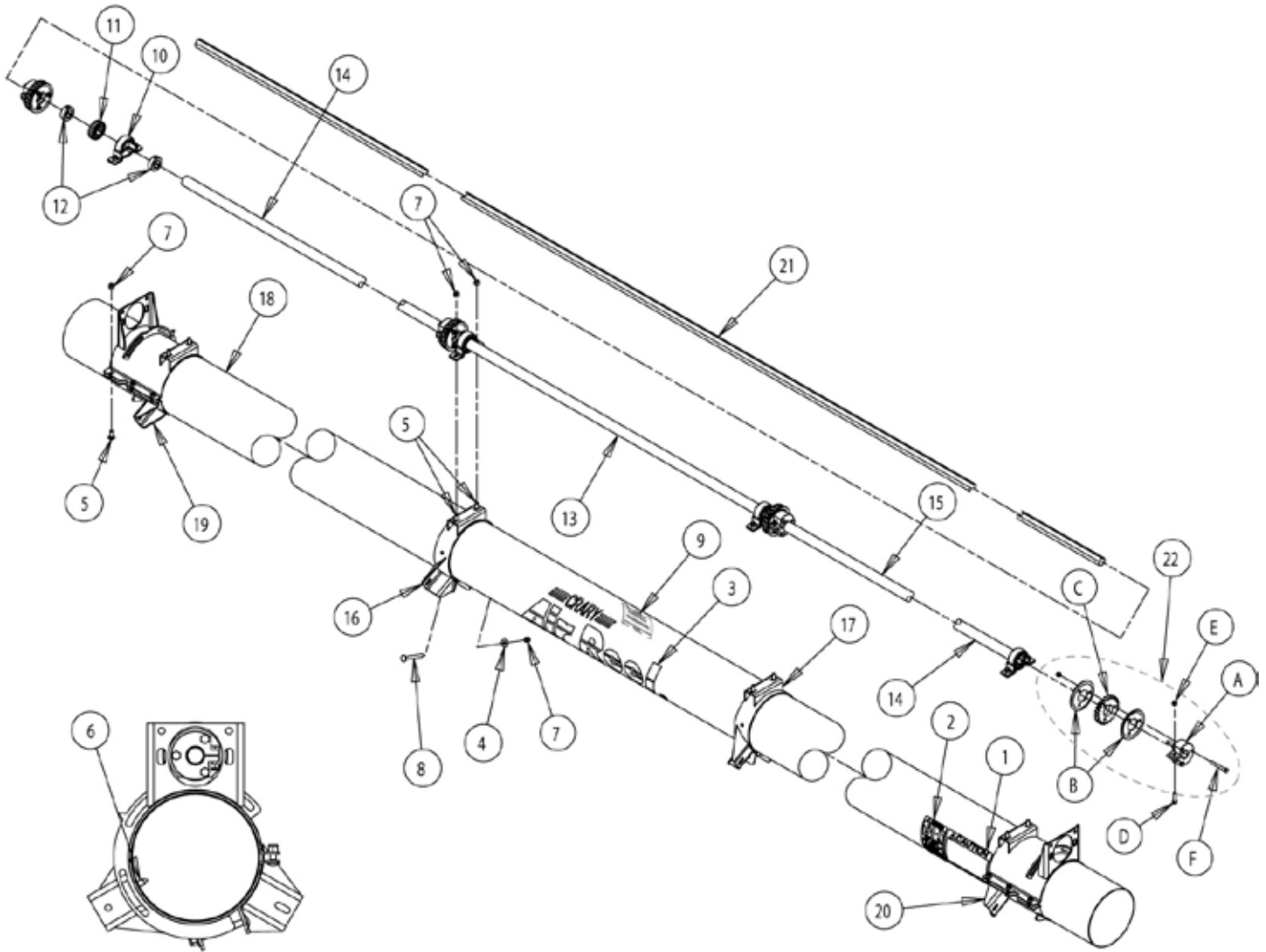


Parts Catalog Air Reel

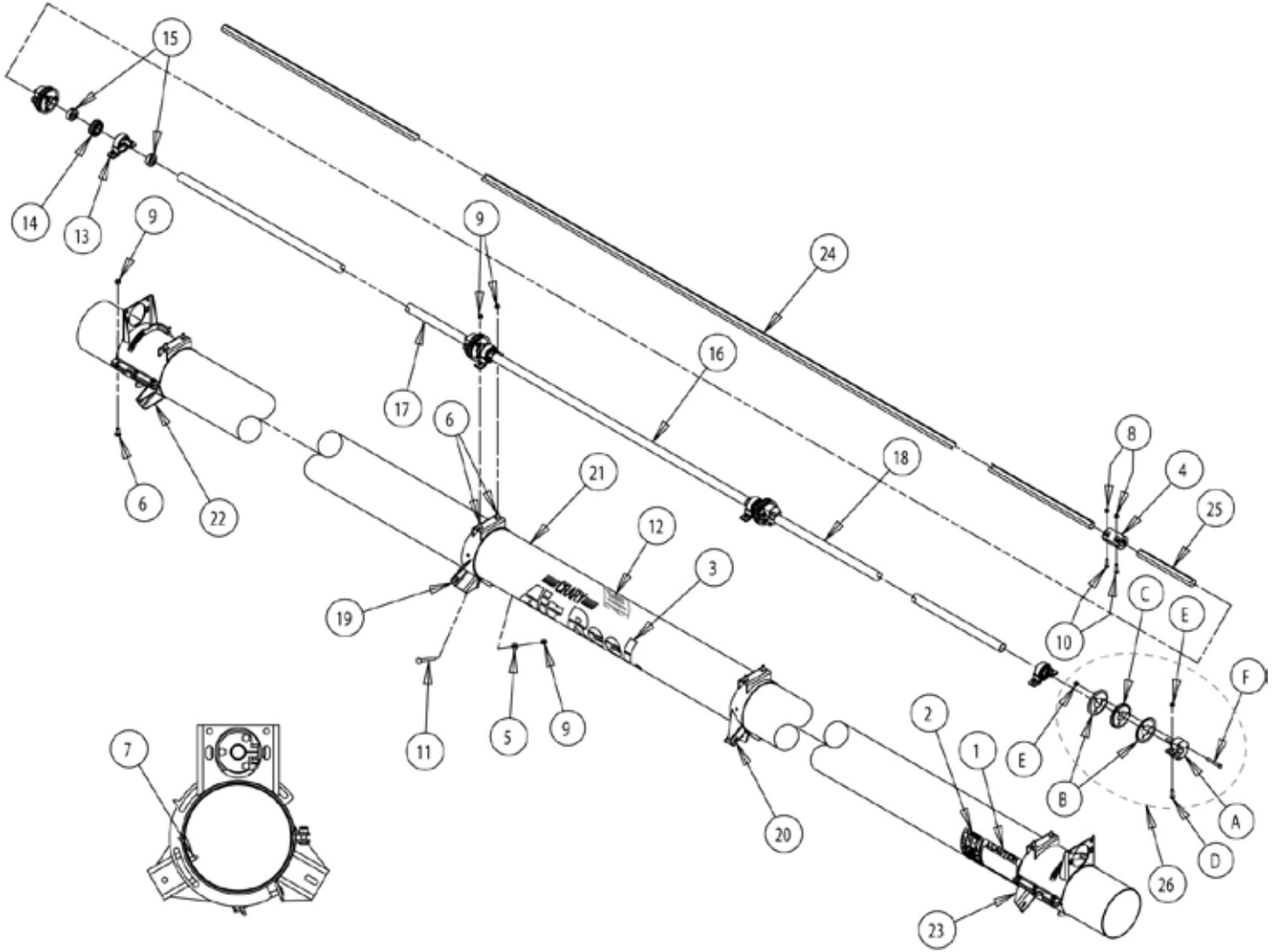
John Deere Headers 200, 600, 900 & 900F Series



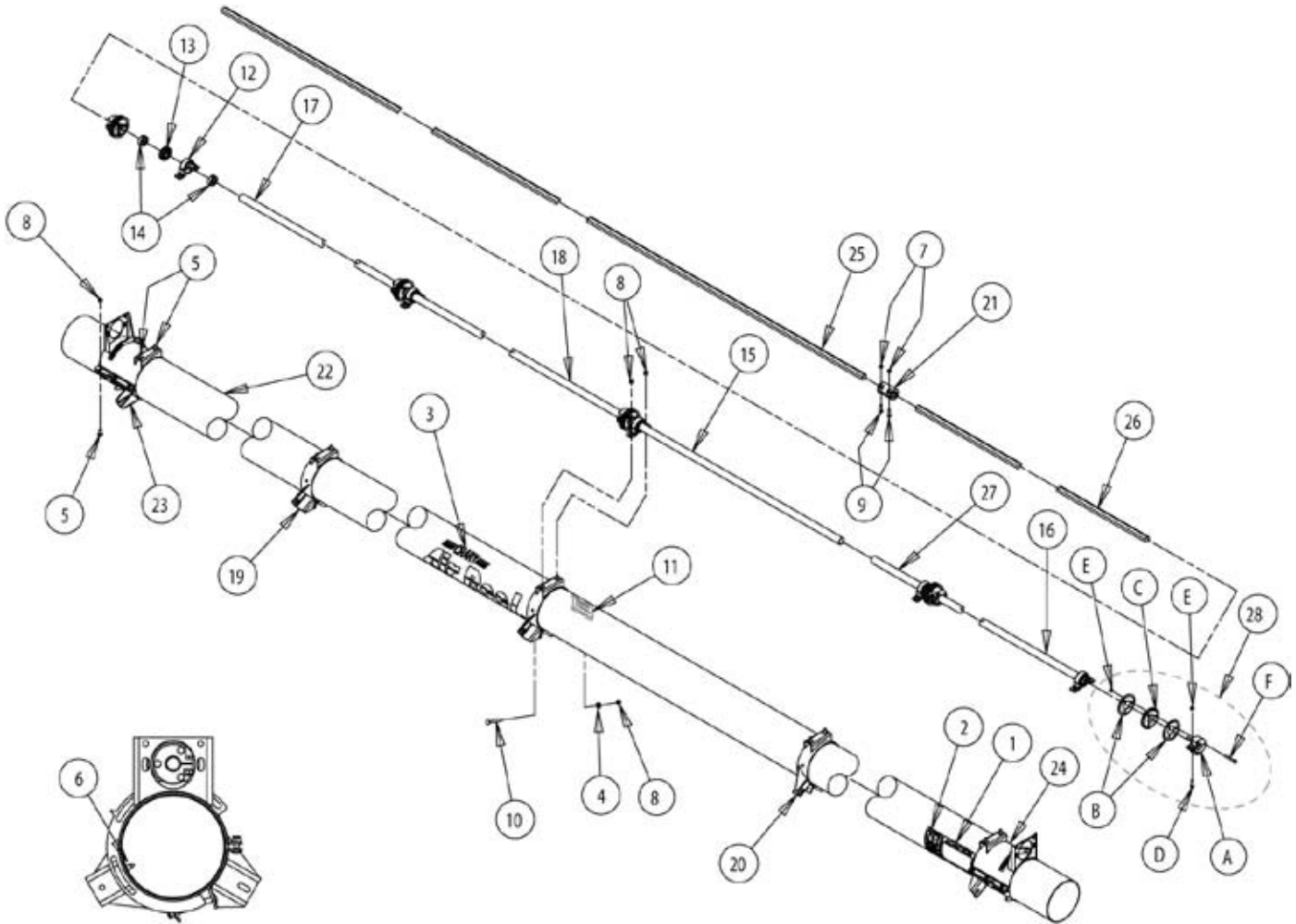
ASSEMBLY, AIR MANIFOLD, 15 FT. (22392)			
ITEM	PART NUMBER	DESCRIPTION	QTY
1	11001	DECAL, SAFETY (CAUTION)	1
2	11002	DECAL, WARNING	1
3	11012	DECAL, CRARY AIR REEL	1
4	15031	WASHER, 3/8" FLAT ZP	1
5	15057	BOLT, 3/8" X 1" CARRIAGE NC GR5 ZP	12
6	15176	SCREW, 11/32" X 7/8" HWH AB THREAD ZP	3
7	15388	NUT, 3/8" NE NYLOCK ZP	13
8	15486	BOLT, 3/8" X 3-1/2" CARRIAGE NC GR5 ZP	1
9	17224	DECAL, CENTER MANIFOLD DIRECTION	1
10	17406	PILLOWBLOCK, STAMPED STEEL	3
11	17407	BEARING INSERT, 1" HEX	3
12	17444	COLLAR, 1" HEX, SET	2
13	22181	SHIELD, DRIVE SHAFT (79.38")	1
14	22192	SHIELD, DRIVE SHAFT (70.00")	1
15	22364	WELDMENT, IDLER MOUNT, CLAMP, RIGHT HAND	1
16	24268-12	MANIFOLD, F.A.R. (15 FT)	1
17	24910-12	WELDMENT, END CLAMP, RIGHT HAND (W/MOTOR MT.)	1
18	24917-12	WELDMENT, END CLAMP, LEFT HAND	1
19	25569-00	SHAFT, REEL DRIVE (168.13")	1
20	25760-00	ASSEMBLY, HUB/PINION GEAR (INCLUDES ITEMS A-F)	3
A	13768-00	HUB, PINION GEAR	1
B	25658-12	RING, PINION RETAINER	2
C	17703	GEAR, IDLER, 1.575" BORE	1
D	15436	BOLT, 5/16" X 1-1/4" HHCS NC GR5 ZP	1
E	15356	NUT, 5/16" NE NYLOCK ZP	4
F	15154	BOLT, 5/16" X 2-1/2" HHCS GR5 ZP	3



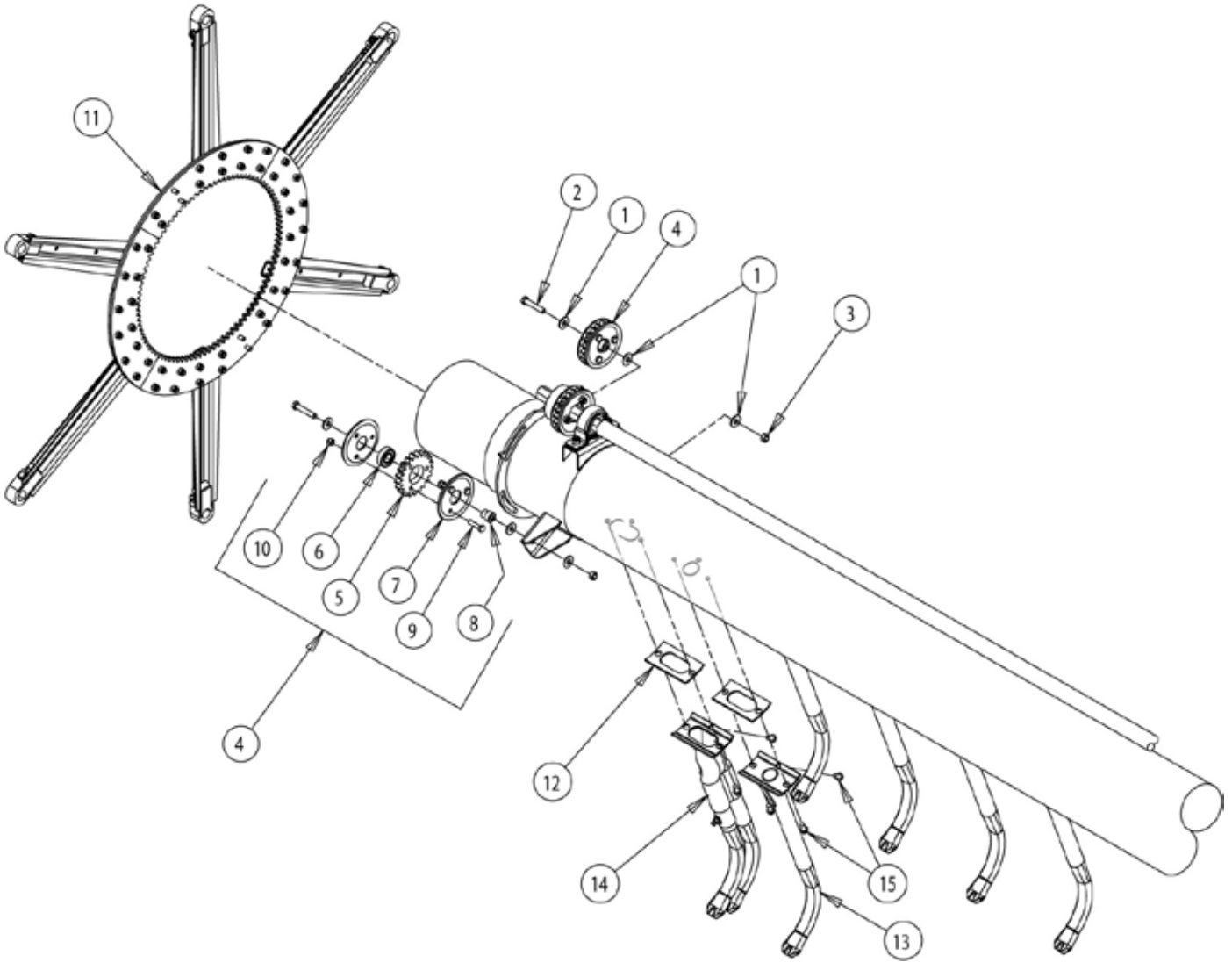
ASSEMBLY, AIR MANIFOLD					
ITEM	PART NUMBER	DESCRIPTION	22393 16 FOOT QTY	22396 18 FOOT QTY	22397 20 FOOT QTY
1	11001	DECAL, SAFETY (CAUTION)	1	1	1
2	11002	DECAL, WARNING	1	1	1
3	11012	DECAL, CRARY AIR REEL	1	1	1
4	15031	WASHER, 3/8" FLAT ZP	2	2	2
5	15057	BOLT, 3/8" X 1" CARRIAGE NC GR5 ZP	14	14	14
6	15176	SCREW, 11/32" X 7/8" HWH AB THREAD ZP	4	4	4
7	15388	NUT, 3/8" NE NYLOCK ZP	16	16	16
8	15486	BOLT, 3/8" X 3-1/2" CARRIAGE NC GR5 ZP	2	2	2
9	17224	DECAL, CENTER MANIFOLD DIRECTION	1	1	1
10	17406	PILLOWBLOCK, STAMPED STEEL	4	4	4
11	17407	INSERT, BEARING, 1" HEX	4	4	4
12	17444	COLLAR, 1" HEX, SET	2	2	2
13	22183	SHIELD, DRIVE SHAFT (51.00")	1		
	22184	SHIELD, DRIVE SHAFT (52.75")		1	
	22185	SHIELD, DRIVE SHAFT (59.50")			1
14	22184	SHIELD, DRIVE SHAFT (52.75")	2		
	22179	SHIELD, DRIVE SHAFT (62.25")		1	1
15	22187	SHIELD, DRIVE SHAFT (64.00")		1	
	22188	SHIELD, DRIVE SHAFT (82.50")			1
16	22364	WELDMENT, IDLER MOUNT CLAMP, RIGHT HAND	1	1	1
17	22365	WELDMENT, IDLER MOUNT CLAMP, LEFT HAND	1	1	1
18	24269-12	MANIFOLD, F.A.R. (16 FOOT)	1		
	24272-12	MANIFOLD, F.A.R. (18 FOOT)		1	
	24273-12	MANIFOLD, F.A.R. (20 FOOT)			1
19	24910-12	WELDMENT, END CLAMP, RIGHT HAND (W/MOTOR MNT)	1	1	1
20	24975-12	WELDMENT, END CLAMP, LEFT HAND (W/MOTOR MNT)	1	1	1
21	25568-00	SHAFT, REEL DRIVE (179.06")	1		
	25565-00	SHAFT, REEL DRIVE (203.13")		1	
	25564-00	SHAFT, REEL DRIVE (227.13")			1
22	25760-00	ASSEMBLY, HUB/PINION GEAR (INCLUDES ITEMS A-F)	4	4	4
A	13768-00	HUB, PINION GEAR	1	1	1
B	25658-12	RING, PINION RETAINER	2	2	2
C	17703	GEAR, IDLER, 1.575" BORE	1	1	1
D	15436	BOLT, 5/16" X 1-1/4" HHCS NC GR5 ZP	1	1	1
E	15356	NUT, 5/16" NE NYLOCK ZP	4	4	4
F	15154	BOLT, 5/16" X 2-1/2" HHCS GR5 ZP	3	3	3



ASSEMBLY, AIR MANIFOLD				
ITEM	PART NUMBER	DESCRIPTION	22398 22 FOOT QTY	22402 25 FOOT QTY
1	11001	DECAL, SAFETY (CAUTION)	1	1
2	11002	DECAL, WARNING	1	1
3	11012	DECAL, CRARY AIR REEL	1	1
4	14022-00	COUPLER, 1" HEX SHAFT	1	1
5	15031	WASHER, 3/8" FLAT ZP	2	2
6	15057	BOLT, 3/8" X 1" CARRIAGE NC GR5 ZP	14	14
7	15176	SCREW, 11/32" X 7/8" HWH AB THREAD	4	4
8	15356	NUT, 5/16" NE NYLOCK ZP	2	2
9	15388	NUT, 3/8" NE NYLOCK ZP	16	16
10	15436	BOLT, 5/16" X 1-1/4" HHCS NC GR5 ZP	2	2
11	15486	BOLT, 3/8" X 3-1/2" CARRIAGE NC GR5 ZP	2	2
12	17224	DECAL, CTR MANIFOLD DIRECTION	1	1
13	17406	PILLOWBLOCK, STAMPED STEEL	4	4
14	17407	INSERT, BEARING, 1" HEX	4	4
15	17444	COLLAR, 1" HEX, SET	2	2
16	22184	SHIELD, DRIVE SHAFT (52.75")	1	
	22374	SHIELD, DRIVE SHAFT (86.25")		1
17	22189	SHIELD, DRIVE SHAFT (92.00")	1	1
18	22193	SHIELD, DRIVE SHAFT (74.12")	1	
	25580-00	SHIELD, DRIVE SHAFT (43.75")		2
19	22364	WELDMENT, IDLER MOUNT CLAMP, RIGHT HAND	1	1
20	22365	WELDMENT, IDLER MOUNT CLAMP, LEFT HAND	1	1
21	24274-12	MANIFOLD, F.A.R. (22 FOOT)	1	
	24278-12	MANIFOLD, F.A.R. (25 FOOT)		1
22	24910-12	WELDMENT, END CLAMP, RIGHT HAND (W/MOTOR MOUNT)	1	1
23	24975-12	WELDMENT, END CLAMP, LEFT HAND (W/MOTOR MOUNT)	1	
	24917-12	WELDMENT, END CLAMP, LEFT HAND		1
24	25563-00	SHAFT, REEL DRIVE (239.75")	1	1
25	25575-00	SHAFT, REEL DRIVE (11.13")	1	
	25571-00	SHAFT, REEL DRIVE (52.50")		1
26	25760-00	ASSEMBLY, HUB/PINION GEAR (INCLUDES ITEMS A-F)	4	4
A	13768-00	HUB, PINION GEAR	1	1
B	25658-12	RING, PINION RETAINER	2	2
C	17703	GEAR, IDLER, 1.575" BORE	1	1
D	15436	BOLT, 5/16" X 1-1/4" HHCS NC GR5 ZP	1	1
E	15356	NUT, 5/16" NE NYLOCK ZP	4	4
F	15154	BOLT, 5/16" X 2-1/2" HHCS GR5 ZP	3	3

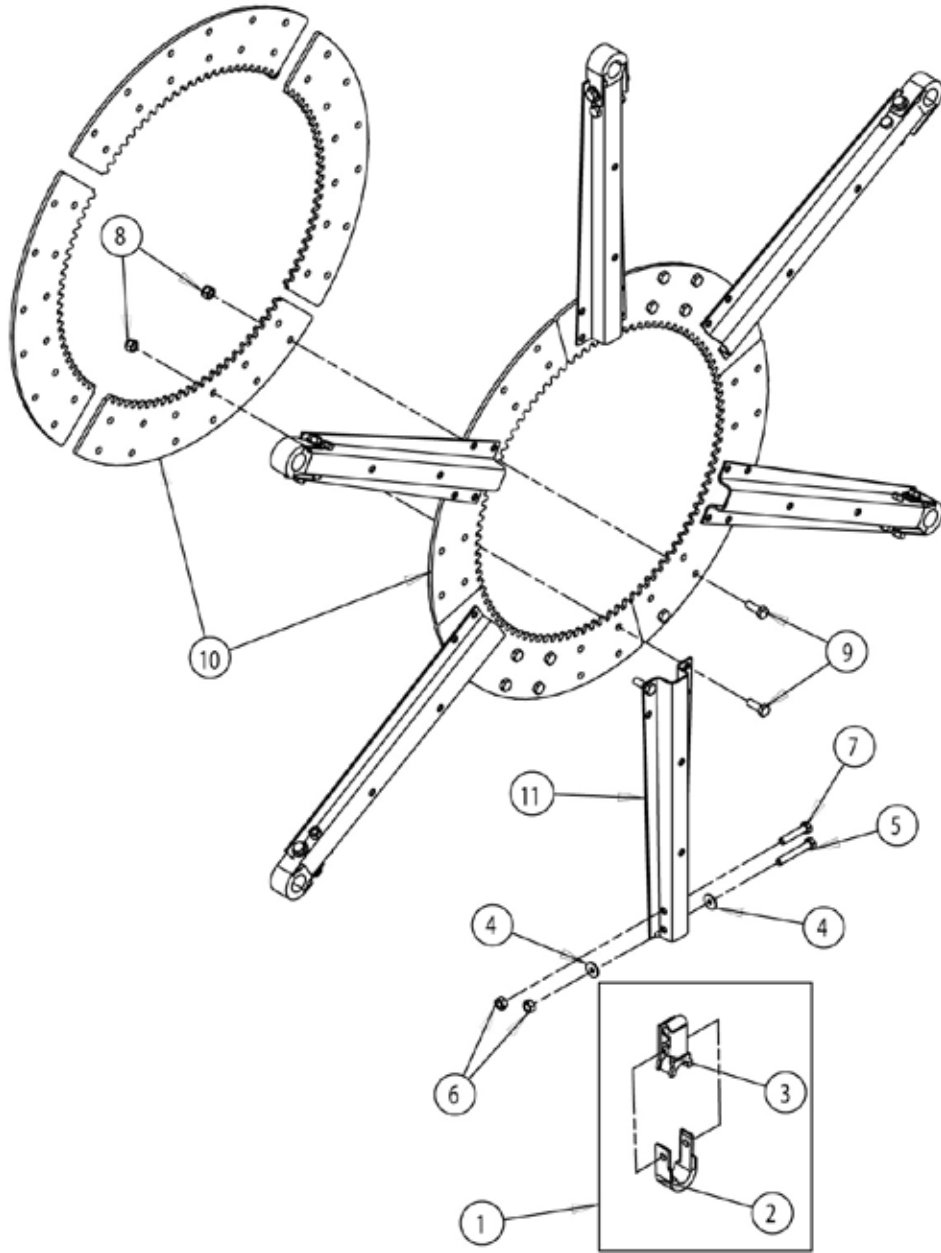


ASSEMBLY, AIR MANIFOLD					
ITEM	PART NUMBER	DESCRIPTION	22404 30 FOOT (PRE 600) QTY	27134-00 30 FT. LONG (600 SERIES) QTY	27177-00 35 FOOT QTY
1	11001	DECAL, SAFETY (CAUTION)	1	1	1
2	11002	DECAL, WARNING	1	1	1
3	11012	DECAL, CRARY AIR REEL	1	1	1
4	15031	WASHER, 3/8" FLAT ZP	3	3	3
5	15057	BOLT, 3/8" X 1" CARRIAGE NC GR5 ZP	16	16	16
6	15176	SCREW, 11/32" X 7/8" HWH AB THREAD ZP	5	5	5
7	15356	NUT, 5/16" NE NYLOCK ZP	2	2	2
8	15388	NUT, 3/8" NE NYLOCK ZP	19	19	19
9	15436	BOLT, 5/16" X 1-1/4" HHCS NC GR5 ZP	2	2	2
10	15486	BOLT, 3/8" X 3-1/2" CARRIAGE FULL THREAD GR5	3	3	3
11	17224	DECAL, CTR MANIFOLD DIRECTION	1	1	1
12	17406	PILLOWBLOCK, STAMPED STEEL	5	5	5
13	17407	INSERT, BEARING, 1" HEX	5	5	5
14	17444	COLLAR, 1" HEX, SET	2	2	2
15	22186	SHIELD, DRIVE SHAFT (56.00")	1		
	27139-00	SHIELD, DRIVE SHAFT (18.25")		1	
	25578-00	SHIELD, DRIVE SHAFT (28.00")			1
16	22188	SHIELD, DRIVE SHAFT (82.50")	1		
	22181	SHIELD, DRIVE SHAFT (79.38")		1	
	27176-00	SHIELD, DRIVE SHAFT (96.81")			1
17	22189	SHIELD, DRIVE SHAFT (92.00")	1		
	22181	SHIELD, DRIVE SHAFT (79.38")		1	
	27176-00	SHIELD, DRIVE SHAFT (96.81")			1
18	22193	SHIELD, DRIVE SHAFT (74.12")	1		
	22181	SHIELD, DRIVE SHAFT (79.38")		1	
	27176-00	SHIELD, DRIVE SHAFT (96.81")			1
19	22364	WELDMENT, IDLER MOUNT CLAMP, RIGHT HAND	2	2	2
20	22365	WELDMENT, IDLER MOUNT CLAMP, LEFT HAND	1	1	1
21	14022-00	COUPLER, 1" HEX SHAFT	1	1	1
22	24280-12	MANIFOLD, F.A.R. (30 FOOT)	1		
	27130-12	MANIFOLD, F.A.R. (30 FOOT-L)		1	
	27124-12	MANIFOLD, F.A.R. (35 FOOT)			1
23	24910-12	WELDMENT, END CLAMP, RIGHT HAND (W/MOTOR MNT)	1	1	1
24	24975-12	WELDMENT, END CLAMP, LEFT HAND (W/MOTOR MNT)	1	1	1
25	25563-00	SHAFT, REEL DRIVE (239.75")	1	1	1
26	25570-00	SHAFT, REEL DRIVE (107.13")	1		
	27138-00	SHAFT, REEL DRIVE (112.06")		1	
	27174-00	SHAFT, REEL DRIVE (172.69")			1
27	25577-00	SHIELD, DRIVE SHAFT (12.00')	1		
	22185	SHIELD, DRIVE SHAFT (59.50")		1	
	22179	SHIELD, DRIVE SHAFT (62.25")			1
28	25760-00	ASSEMBLY, HUB/PINION GEAR (INCLUDES ITEMS A-F)	5	5	5
A	13768-00	HUB, PINION GEAR	1	1	1
B	25658-12	RING, PINION RETAINER	2	2	2
C	17703	GEAR, IDLER, 1.575" BORE	1	1	1
D	15436	BOLT, 5/16" X 1-1/4" HHCS NC GR5 ZP	1	1	1
E	15356	NUT, 5/16" NE NYLOCK ZP	4	4	4
F	15154	BOLT, 5/16" X 2-1/2" HHCS GR5 ZP	3	3	3

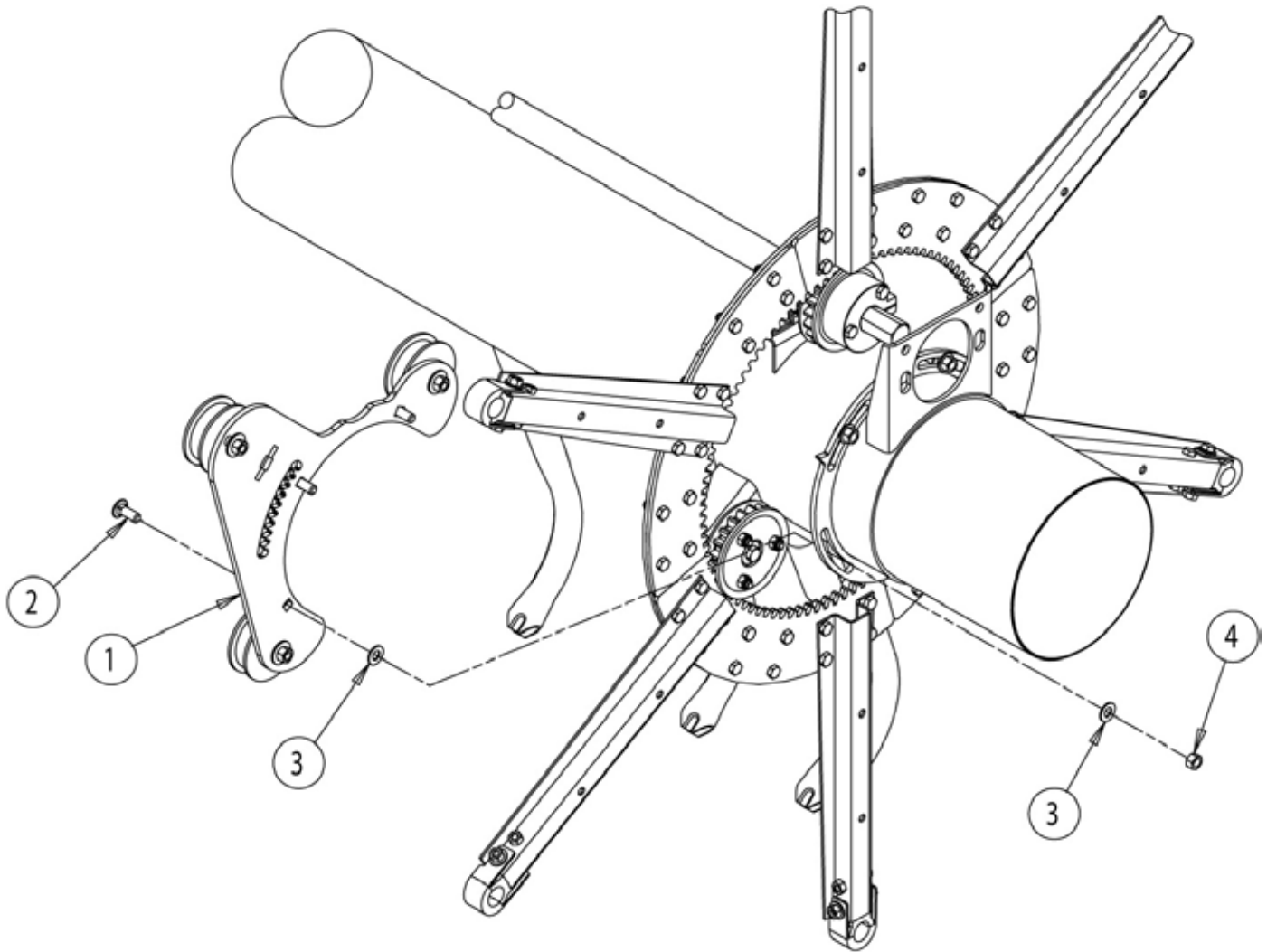


ASSEMBLY, IDLER GEAR AND AIR TUBE							
ITEM	PART NUMBER	DESCRIPTION	22407 15 FT. QTY	22408 16 FT. QTY	22411 18 FT. QTY	22412 20 FT. QTY	22413 22 FT. QTY
1	15031	WASHER, 3/8" FLAT ZP	18	24	24	24	24
2	15008	BOLT, 3/8" X 2" HHCS GR5 ZP	6	8	8	8	8
3	15047	NUT, 3/8" CENTERLOCK ZP	6	8	8	8	8
4	22164	ASSEMBLY, IDLER GEAR (INCLUDES ITEMS 5-10)	6	8	8	8	8
5	17703	GEAR, IDLER, 1.575" BORE	1	1	1	1	1
6	17669	BEARING, RADIAL 17MM	1	1	1	1	1
7	21978	RING, PINION RETAINER	2	2	2	2	2
8	17670	ADAPTOR, SHOULDER BORE	1	1	1	1	1
9	15436	BOLT, 5/16" X 1-1/4" GR5 HHCS NC ZP	3	3	3	3	3
10	15356	NUT, 5/16" NE NYLOCK ZP	3	3	3	3	3
11	22346	ASSEMBLY, REEL BAT ARM, 6 BAT	3	4	4	4	4
12	17313	SEAL, FOAM, AIR TUBE	17	18	20	23	25
13	22153	WELDMENT, AIR TUBE	15	16	18	21	23
14	22405	ASSEMBLY, DOUBLE AIR TUBE WELDMENT	2	2	2	2	2
15	15176	SCREW, 11/32" X 7/8" HWH AB THREAD ZP	51	54	60	69	75

ASSEMBLY, IDLER GEAR AND AIR TUBE							
ITEM	PART NUMBER	DESCRIPTION	22415 24 FT. QTY	22417 25 FT. QTY	22419 30 FT. (PRE 600) QTY	22612 30 FT. L (600) QTY	27242 35 FT. QTY
1	15031	WASHER, 3/8" FLAT ZP	24	24	30	30	30
2	15008	BOLT, 3/8" X 2" HHCS GR5 ZP	8	8	10	10	10
3	15047	NUT, 3/8" CENTERLOCK ZP	8	8	10	16	16
4	22164	ASSEMBLY, IDLER GEAR (INCLUDES ITEMS 5-10)	8	8	10	10	10
5	17703	GEAR, IDLER, 1.575" BORE	1	1	1	1	1
6	17669	BEARING, RADIAL 17MM	1	1	1	1	1
7	21978	RING, PINION RETAINER	2	2	2	2	2
8	17670	ADAPTOR, SHOULDER BORE	1	1	1	1	1
9	15436	BOLT, 5/16" X 1-1/4" GR5 HHCS NC ZP	3	3	3	3	3
10	15356	NUT, 5/16" NE NYLOCK ZP	3	3	3	3	3
11	22346	ASSEMBLY, REEL BAT ARM, 6 BAT	4	4	5	5	5
12	17313	SEAL, FOAM, AIR TUBE	28	29	35	36	42
13	22153	WELDMENT, AIR TUBE	26	27	33	34	40
14	22405	ASSEMBLY, DOUBLE AIR TUBE WELDMENT	2	2	2	2	2
15	15176	SCREW, 11/32" X 7/8" HWH AB THREAD ZP	84	87	105	108	126

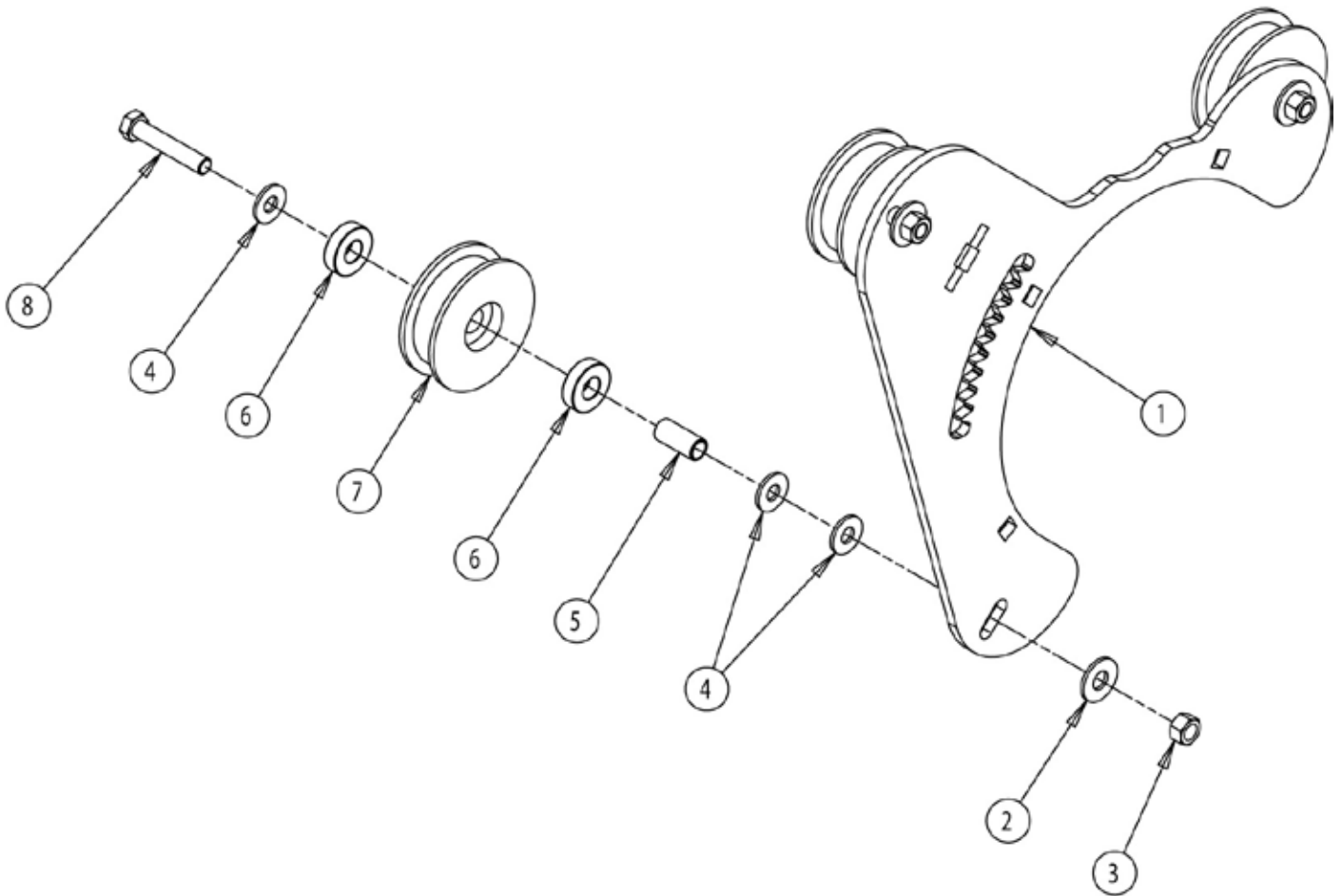


REEL BAT ARM ASSEMBLY (22346)			
ITEM	PART NUMBER	DESCRIPTION	QTY
1	21509	BEARING W/CAP (INCLUDES ITEMS 2-4)	6
2	12528	BEARING CAP, PLASTIC	1
3	17404	BEARING BASE, PLASTIC	1
4	15030	WASHER, 1/4" FLAT ZP	2
5	15140	BOLT, 5/16" X 2" GR5 HCS ZP	6
6	15178	NUT, 5/16" CENTERLOCK NC ZP	12
7	15282	BOLT, 5/16 X 1-1/2 GR5 HEX CPS ZP	6
8	15356	NUT, 5/16" NE NYLOCK ZP	48
9	15396	BOLT, 5/16 X 7/8 NC HHCS GR5 ZP	48
10	17634	SECTION, INTERNAL GEAR	8
11	21550-12	REEL ECCENTRIC ARM	6

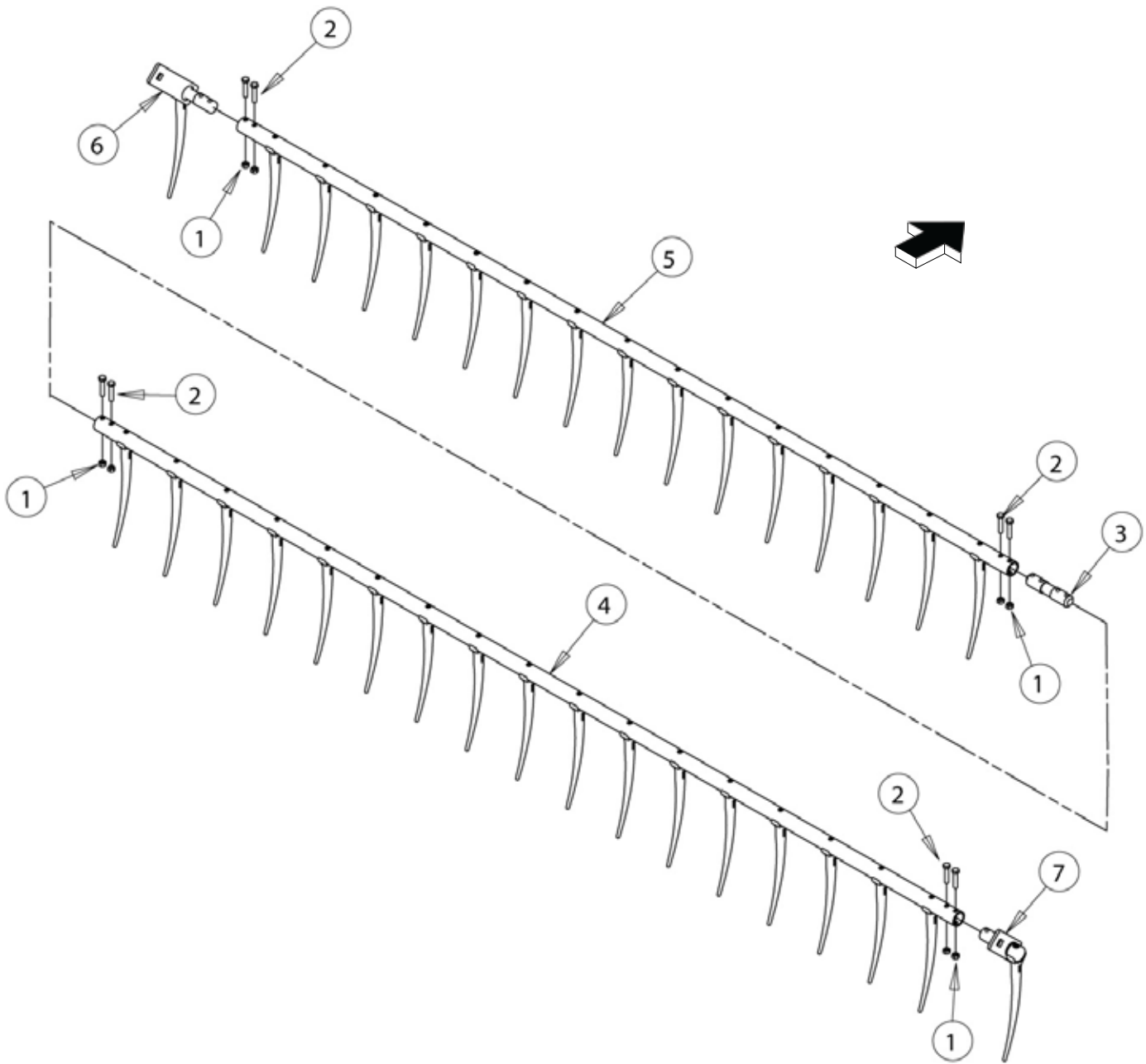


ASSEMBLY, BAT & ECCENTRIC MOUNT

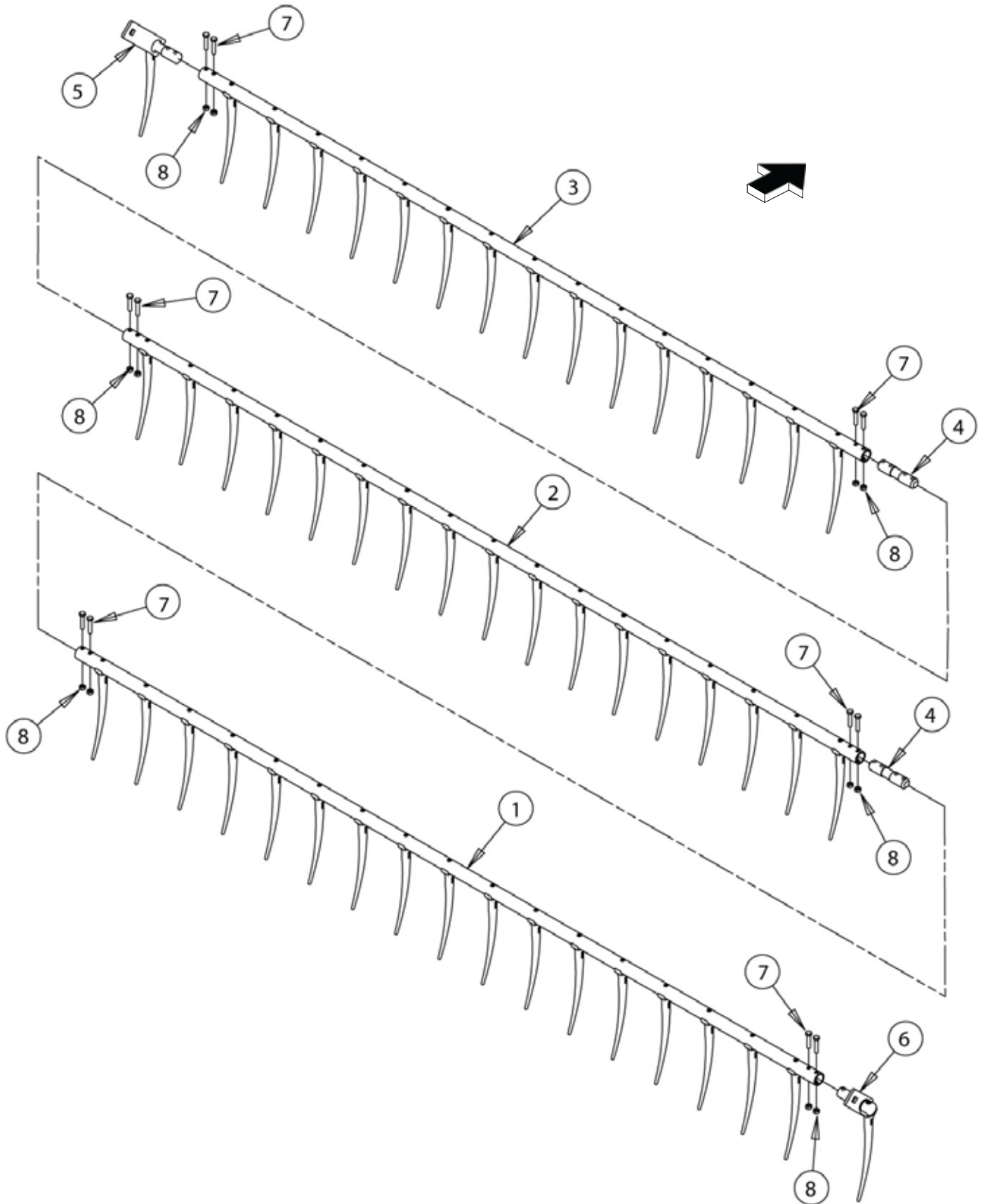
ITEM	PART NUMBER	DESCRIPTION	QTY
1	24919	ASSEMBLY, ECCENTRIC MOUNT PLATE/ROLLER, RIGHT HAND (SEE PAGE 15)	1
	24920	ASSEMBLY, ECCENTRIC MOUNT PLATE/ROLLER, LEFT HAND (NOT SHOWN) (SEE PAGE 14)	1
2	15057	BOLT, 3/8" X 1" CARRIAGE NC GR5 ZP	6
3	15260	WASHER, 3/8" SAE FLAT ZP	12
4	15047	NUT, 3/8" CENTERLOCK ZP	6



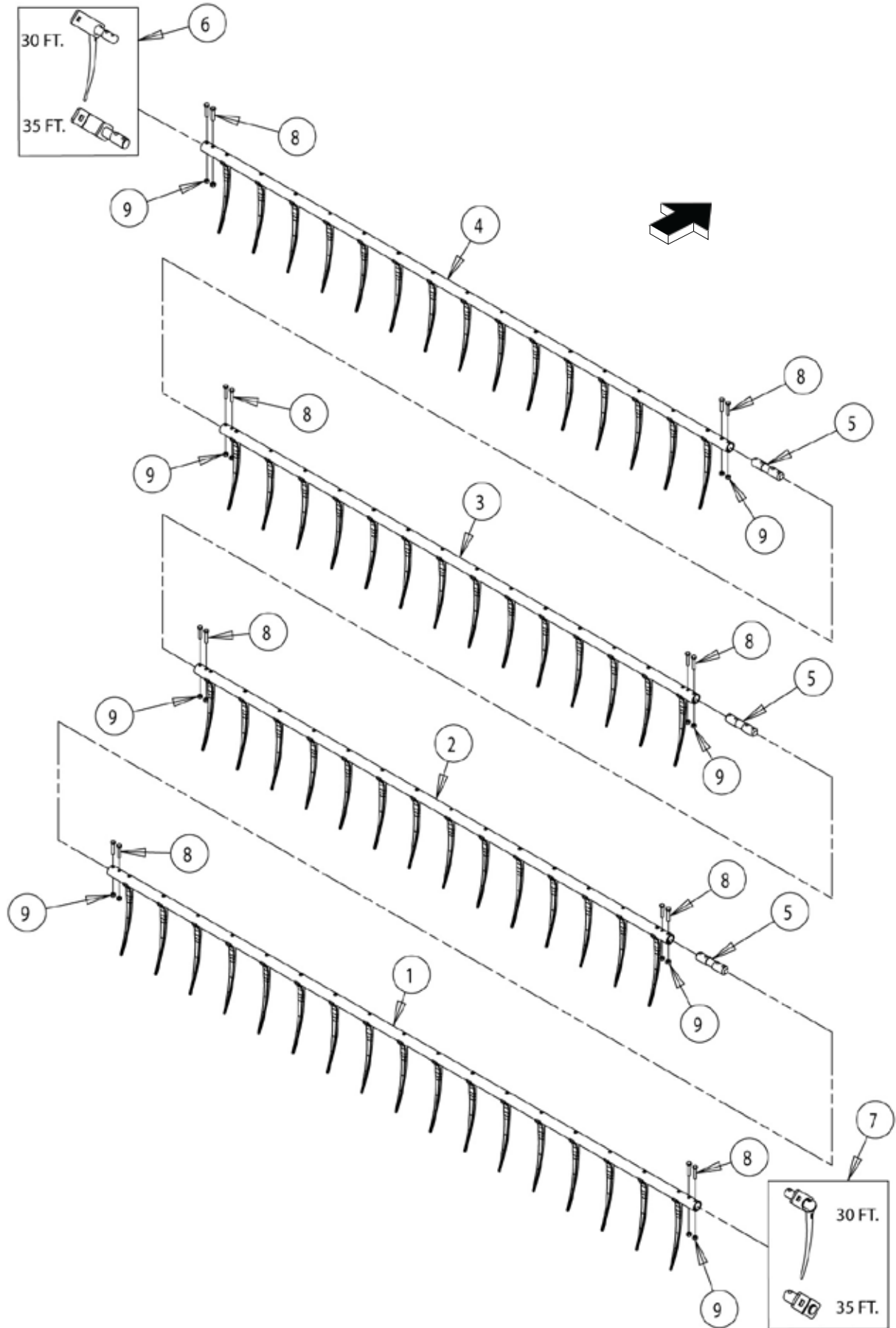
ASSEMBLY, ECCENTRIC MOUNT PLATE/ROLLER (RIGHT HAND) (24919)			
ITEM	PART NUMBER	DESCRIPTION	QTY
1	24905-12	PLATE, ECCENTRIC ROLLER MOUNT	1
2	15031	WASHER, 3/8" FLAT ZP	3
3	15047	NUT, 3/8" CENTERLOCK ZP	3
4	15250	WASHER, 5/16" FLAT ZP	9
5	21588	BUSHING, ROLLER	3
6	17629	BEARING, RADIAL	6
7	21797	ROLLER, PLASTIC, 3/8" SM, VIRGIN UHMW	3
8	15008	BOLT, 3/8" X 2" HHCS GR5 ZP	3



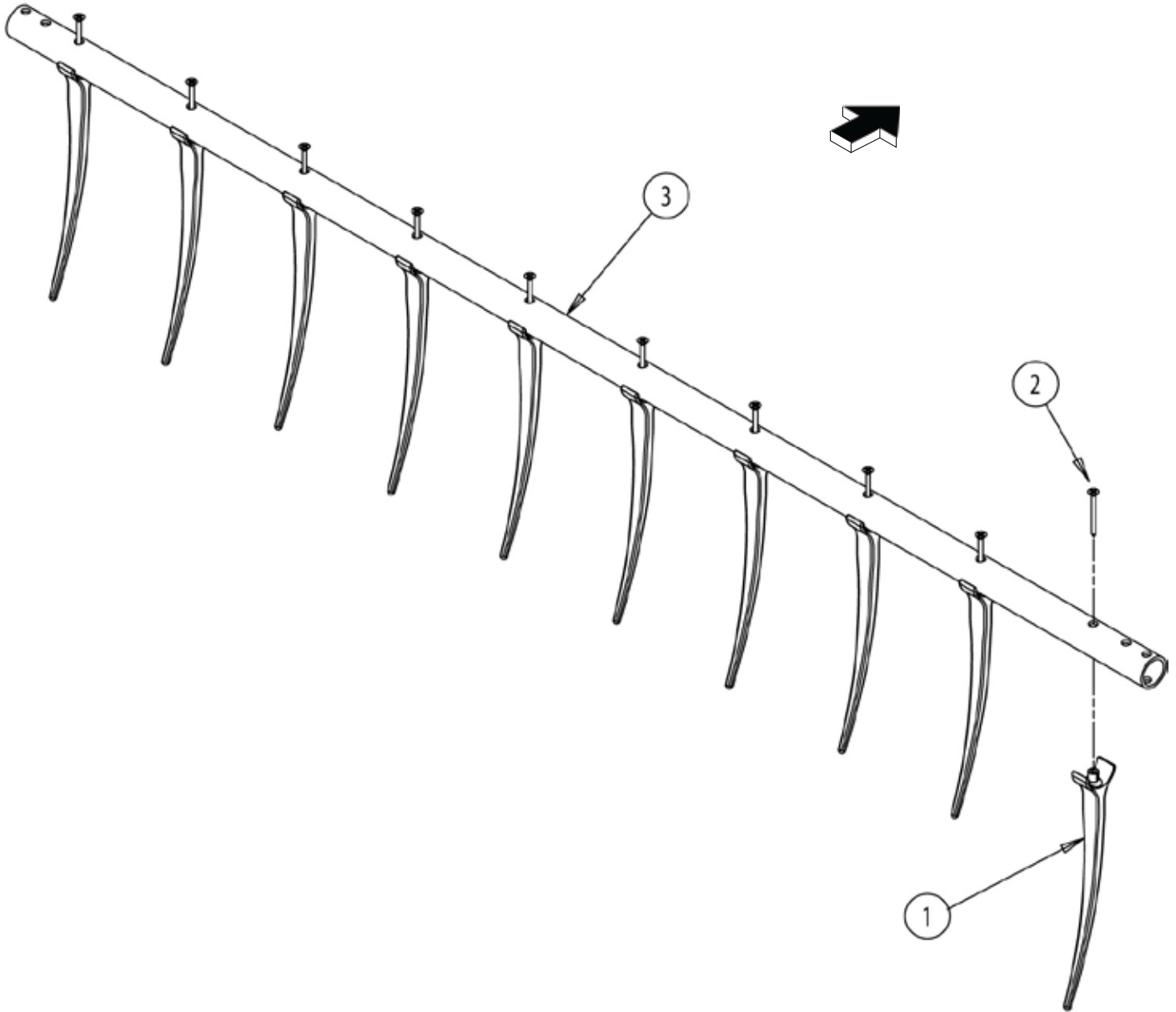
ASSEMBLY, REEL BAT (15') (24936)			
ITEM	PART NUMBER	DESCRIPTION	QTY
1	15178	NUT, 5/16" CENTERLOCK NC ZP	8
2	15282	BOLT, 5/16" X 1-1/2" HHCS GR5 ZP	8
3	24888	SHAFT, BAT SPLICE	1
4	24927	ASSEMBLY, BAT TUBE/REEL TINE (74")	1
5	24931	ASSEMBLY, BAT TUBE/REEL TINE (86")	1
6	27983-00	ASSEMBLY, LH END SHAFT PIVOT (INCLUDES ITEMS BELOW)	1
	12529	TINE, PLASTIC REEL	1
	15597	SCREW, 12-14 X 2" FLAT HD, THD.FORM	1
	27951-12	WELDMENT, LH END SHAFT PIVOT	1
7	27984-00	ASSEMBLY, RH END SHAFT PIVOT (INCLUDES ITEMS BELOW)	1
	12529	TINE, PLASTIC REEL	1
	15597	SCREW, 12-14 X 2" FLAT HD, THD.FORM	1
	27952-12	WELDMENT, RH END SHAFT PIVOT	1



ASSEMBLY, REEL BAT (16 FT. THRU 25 FT)							
ITEM	PART NUMBER	DESCRIPTION	24937 16 FT. QTY	24940 18 FT. QTY	24941 20 FT. QTY	24942 22 FT. QTY	24946 25 FT. QTY
1	24922	ASSEMBLY, BAT TUBE/REEL TINE (56")	1				
	24925	ASSEMBLY, BAT TUBE/REEL TINE (66")		1	1		
	24934	ASSEMBLY, BAT TUBE/REEL TINE (96")				1	1
2	24922	ASSEMBLY, BAT TUBE/REEL TINE (56")	1				
	24923	ASSEMBLY, BAT TUBE/REEL TINE (60")		1		1	
	24924	ASSEMBLY, BAT TUBE/REEL TINE (65")			1		
	24932	ASSEMBLY, BAT TUBE/REEL TINE (92")					1
3	24922	ASSEMBLY, BAT TUBE/REEL TINE (56")	1				
	24926	ASSEMBLY, BAT TUBE/REEL TINE (67")		1			
	24931	ASSEMBLY, BAT TUBE/REEL TINE (86")			1	1	
	24933	ASSEMBLY, BAT TUBE/REEL TINE (95")					1
4	24888	SHAFT, BAT SPLICE	2	2	2	2	2
5	27983-00	ASSEMBLY, LH END SHAFT PIVOT (INCLUDES ITEMS BELOW)	1	1	1	1	1
	12529	TINE, PLASTIC REEL	1	1	1	1	1
	15597	SCREW, 12-14 X 2" FLAT HD, THD.FORM	1	1	1	1	1
	27951-12	WELDMENT, LH END SHAFT PIVOT	1	1	1	1	1
6	27984-00	ASSEMBLY, RH END SHAFT PIVOT (INCLUDES ITEMS BELOW)	1	1	1	1	1
	12529	TINE, PLASTIC REEL	1	1	1	1	1
	15597	SCREW, 12-14 X 2" FLAT HD, THD.FORM	1	1	1	1	1
	27952-12	WELDMENT, RH END SHAFT PIVOT	1	1	1	1	1
7	15282	BOLT, 5/16" X 1-1/2" HHCS GR5 ZP	12	12	12	12	12
8	15178	NUT, 5/16" CENTERLOCK NC ZP	12	12	12	12	12

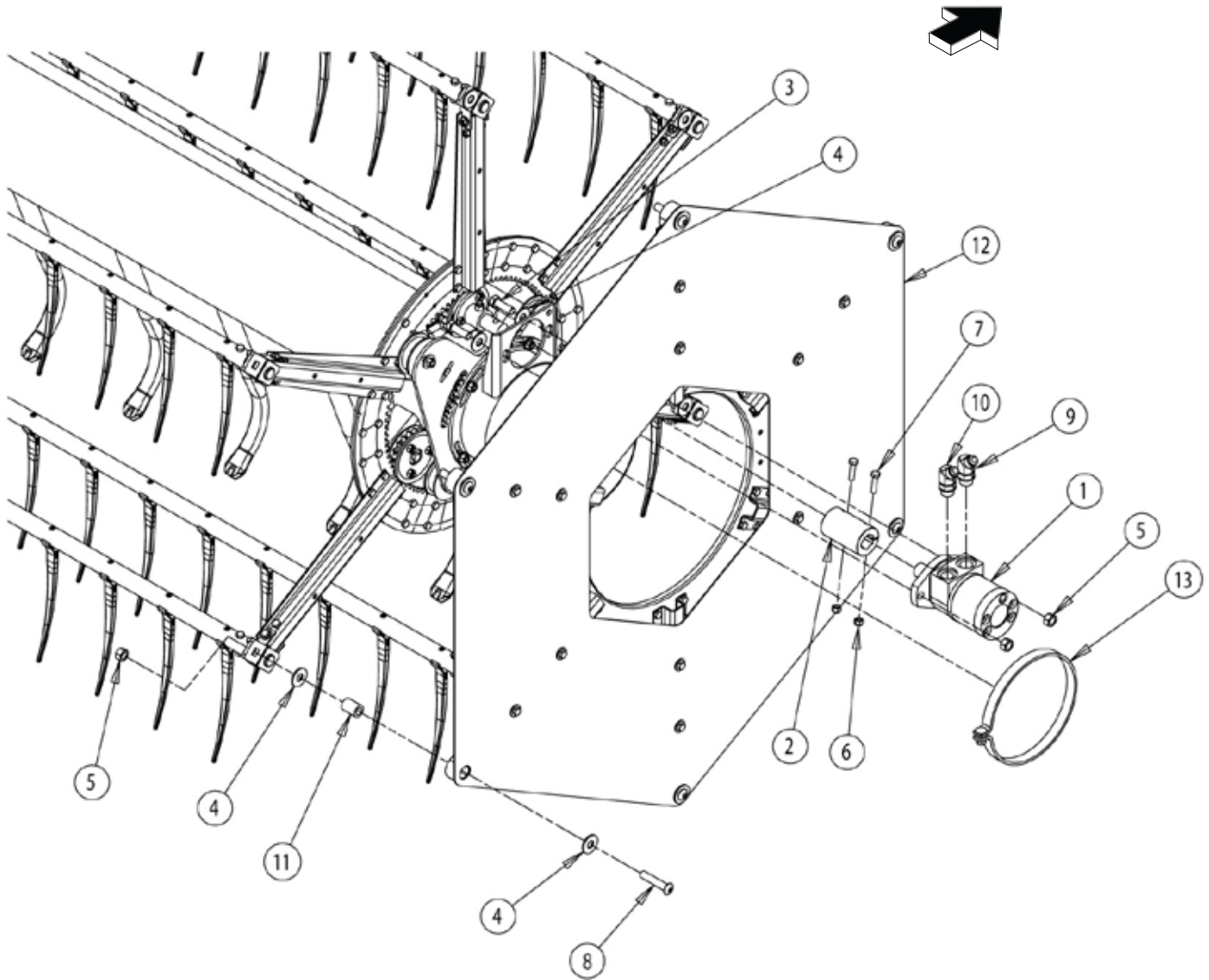


ASSEMBLY, REEL BAT					
ITEM	PART NUMBER	DESCRIPTION	24948 30 FT. (PRE 600) QTY	27144-00 30 FT. LG. (600) QTY	27173-00 35 FT. QTY
1	24934	ASSEMBLY, BAT TUBE/REEL TINE (96")	1		
	24930	ASSEMBLY, BAT TUBE/REEL TINE (85")		1	
	27172-00	ASSEMBLY, BAT TUBE/REEL TINE (101")			1
2	24929	ASSEMBLY, BAT TUBE/REEL TINE (77")	1		
	24931	ASSEMBLY, BAT TUBE/REEL TINE (86")		1	
	27172-00	ASSEMBLY, BAT TUBE/REEL TINE (101")			1
3	24929	ASSEMBLY, BAT TUBE/REEL TINE (77")	1		
	24931	ASSEMBLY, BAT TUBE/REEL TINE (86")		1	
	27172-00	ASSEMBLY, BAT TUBE/REEL TINE (101")			1
4	24931	ASSEMBLY, BAT TUBE/REEL TINE (86")	1		
	24930	ASSEMBLY, BAT TUBE/REEL TINE (85")		1	
	27172-00	ASSEMBLY, BAT TUBE/REEL TINE (101")			1
5	24888	SHAFT, BAT SPLICE	3	3	
	27175-00	SHAFT, BAT SPLICE			3
6	27187-12	WELDMENT, PIVOT STRAP/END SHAFT, LEFT HAND			1
	27983-00	ASSEMBLY, LH END SHAFT PIVOT (INCLUDES ITEMS BELOW)	1	1	
	12529	TINE, PLASTIC REEL	1	1	
	15597	SCREW, 12-14 X 2" FLAT HD, THD.FORM	1	1	
	27951-12	WELDMENT, LH END SHAFT PIVOT	1	1	
7	27186-12	WELDMENT, PIVOT STRAP/END SHAFT, RIGHT HAND			1
	27984-00	ASSEMBLY, RH END SHAFT PIVOT (INCLUDES ITEMS BELOW)	1	1	
	12529	TINE, PLASTIC REEL	1	1	
	15597	SCREW, 12-14 X 2" FLAT HD, THD.FORM	1	1	
	27952-12	WELDMENT, RH END SHAFT PIVOT	1	1	
8	15282	BOLT, 5/16" X 1-1/2" HHCS GR5 ZP	16	16	16
9	15178	NUT, 5/16" CENTERLOCK NC ZP	16	16	16



ASSEMBLY, BAT TUBE/REEL TINE								
ITEM	PART NUMBER	DESCRIPTION	24922 56" QTY	24923 60" QTY	24924 65" QTY	24925 66" QTY	24926 67" QTY	24927 74" QTY
1	12529	TINE, PLASTIC REEL	10	10	11	12	12	13
2	15597	SCREW, 12-14 X 2" FLAT HEAD THREAD FORM	10	10	11	12	12	13
3	24875-12	TUBE, REEL BAT (56")	1					
	24876-12	TUBE, REEL BAT (60")		1				
	24877-12	TUBE, REEL BAT (65")			1			
	24878-12	TUBE, REEL BAT (66")				1		
	24879-12	TUBE, REEL BAT (67")					1	
	24880-12	TUBE, REEL BAT (74")						1

ASSEMBLY, BAT TUBE/REEL TINE									
ITEM	PART NUMBER	DESCRIPTION	24929 77" QTY	24930 85" QTY	24931 86" QTY	24932 92" QTY	24933 95" QTY	24934 96" QTY	27172-00 101" QTY
1	12529	TINE, PLASTIC REEL	14	15	15	16	17	17	18
2	15597	SCREW, 12-14 X 2" FLAT HEAD THREAD FORM	14	15	15	16	17	17	18
3	24882-12	TUBE, REEL BAT (77")	1						
	24883-12	TUBE, REEL BAT (85")		1					
	24884-12	TUBE, REEL BAT (86")			1				
	24885-12	TUBE, REEL BAT (92")				1			
	24886-12	TUBE, REEL BAT (95")					1		
	24887-12	TUBE, REEL BAT (96")						1	
	27129-12	TUBE, REEL BAT (101")							1



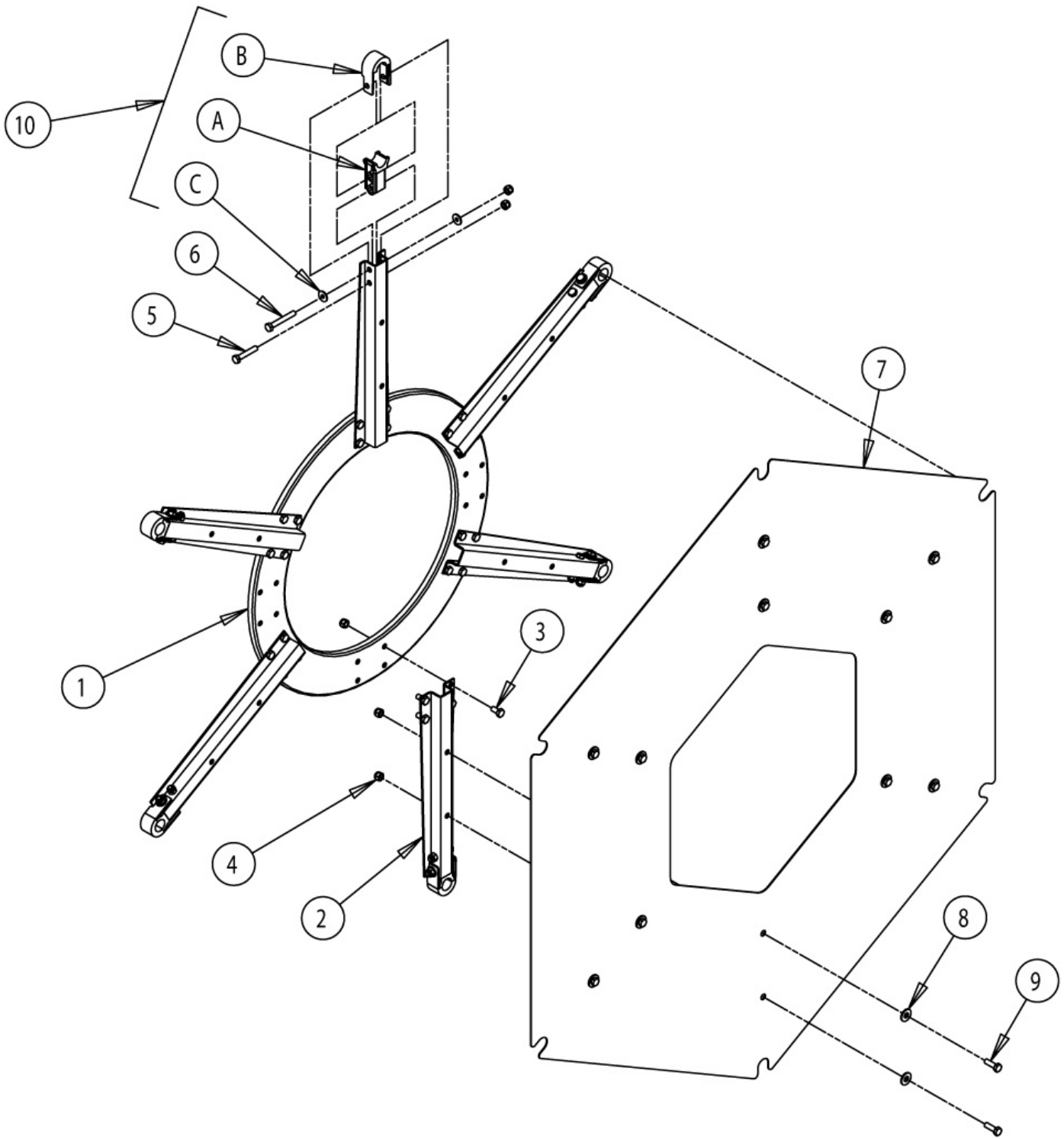
ASSEMBLY, ECCENTRIC ARM & HYDRAULIC MOTOR				
ITEM	PART NUMBER	DESCRIPTION	PRE 600 QTY	600 SERIES QTY
1	12491	MOTOR, HYDRAULIC GEAR SAE 2 BOLT 8.0/8.9 CID	1	1
	12050	KIT, MOTOR SEAL (ROSS/PARKER) (NOT SHOWN)	1	1
	16516	KIT, SEAL (CHAR-LYNN) (NOT SHOWN)	1	1
2	14022-00	COUPLER, 1" HEX SHAFT	1	1
3	15014	BOLT, 1/2" X 1-1/2" HHCS GR5 ZP	2	2
4	15034	WASHER, 1/2" FLAT ZP	26	26
5	15049	NUT, 1/2" CENTERLOCK GRB ZP	14	14
6	15356	NUT, 5/16" NE NYLOCK ZP	2	2
7	15436	BOLT, 5/16" X 1-1/4" HHCS NC GR5 ZP	2	2
8	15562	BOLT, 1/2" X 2-1/2" HEX SOCKET B-HD CPS	12	12
9	16835	ADAPTER, -10MORING/-10MJIC 45 DEG	1	
	14964-00	ADAPTER, -10MORB/-10MFFOR 45 DEG		1
10	16835	ADAPTER, -10MORING/-10MJIC 45 DEG	1	
	14963-00	ADAPTER, -10MORB/-8MFFOR 45 DEG		1
11	21520	BUSHING, PIVOT STRAP	12	12
12	22347	ASSEMBLY, ECCENTRIC ARM -6 BAT REEL (SEE PG 26-27)	2	2
13	22489	ASSEMBLY, BRACE CLAMP	2	2

SEAL KIT FOR CHARLYNN MOTORS

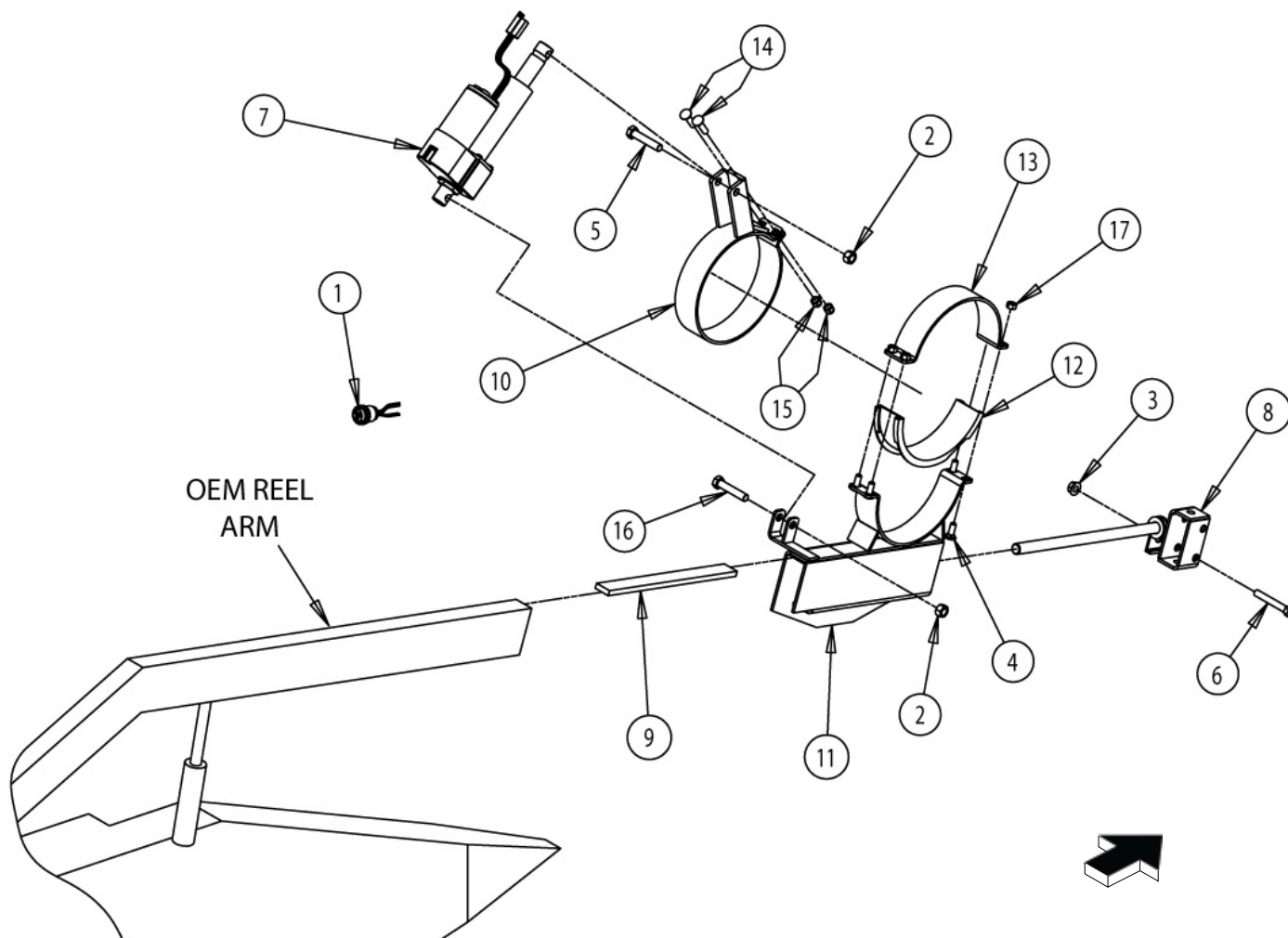
SEAL KIT FOR CHARLYNN MOTORS (16516)			
ITEM	PART NUMBER	DESCRIPTION	QTY
1	16516	SEAL KIT FOR CHARLYNN MOTORS	1
		DUST SEAL	1
		BACK UP RING	1
		PRESSURE SEAL (002, 003, 008, 009 MOTORS)	1
		SEAL, FLANGE	1
		SEAL, HOUSING PLUG (008 MOTORS)	1
		SEAL, HOUSING PLUG (009 MOTORS)	1
		SEAL	3
		WASHER	7
		LOCTITE CAPSULE	1
		SEAL (O-RING PORT HOUSING)	2
		O-RING (DRAIN PORT)	1
		O-RING (HOUSING PLUG- END PORTED MODEL)	2

SEAL KIT FOR ROSS/PARKER MOTORS

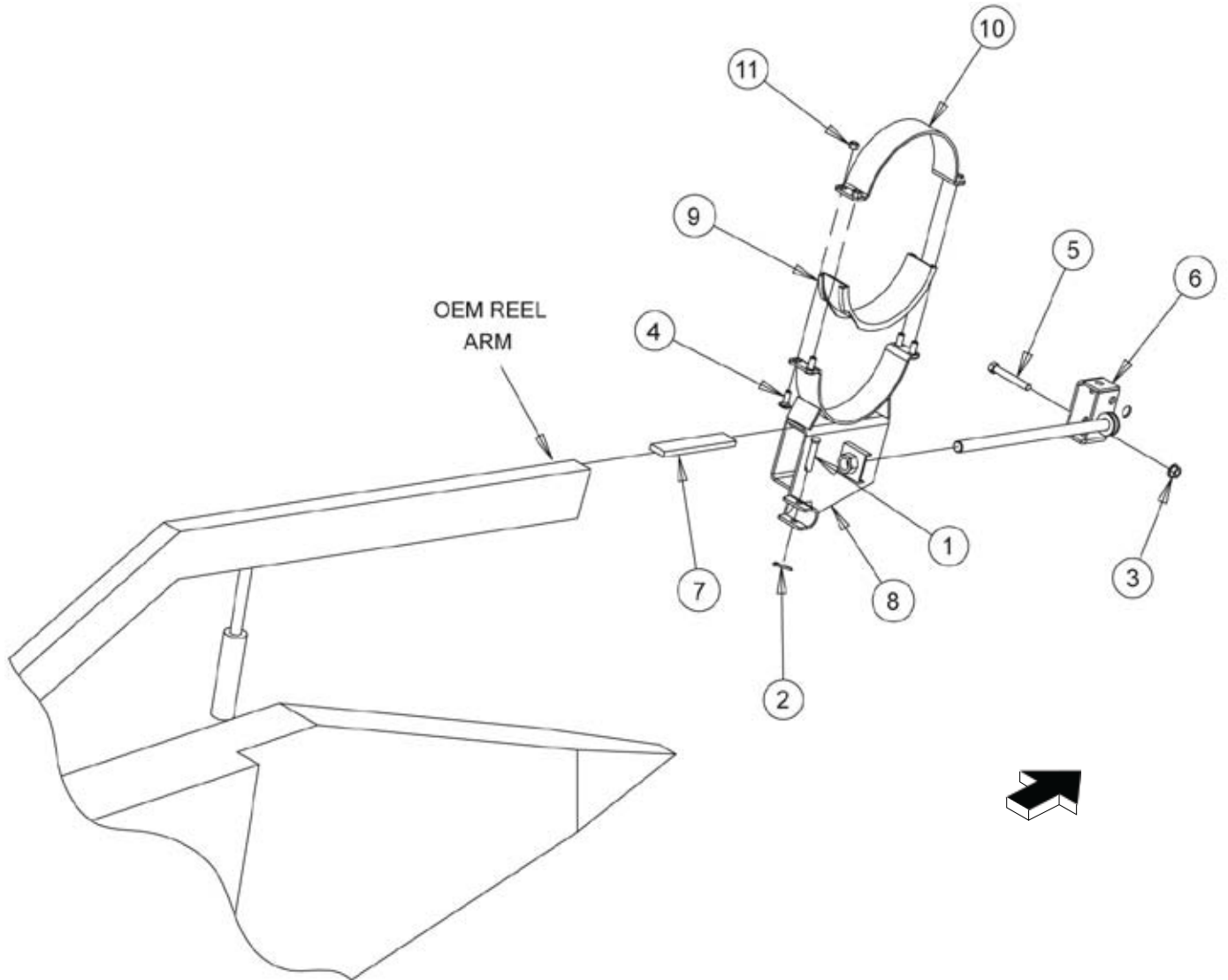
SEAL KIT FOR HYDRAULIC MOTOR (12050)			
ITEM	PART NUMBER	DESCRIPTION	QTY
1	12050	SEAL KIT, MOTOR 8.0 CID AIR REEL MOTOR (ROSS)	1
		SEAL RINGS (PART NO. 032821)	5
		COMMUTATOR SEAL (PART NO. 032435)	1
		INNER SEAL (PART NO. 032377)	1
		BACK UP WASHER (PART NO. 028516)	1
		DIRT AND WATER SEAL (PART NO. 478036)	1
		GREASE PACK (PART NO. 406018)	1
		SERVICE MANUAL (PART NO. 050015)	1



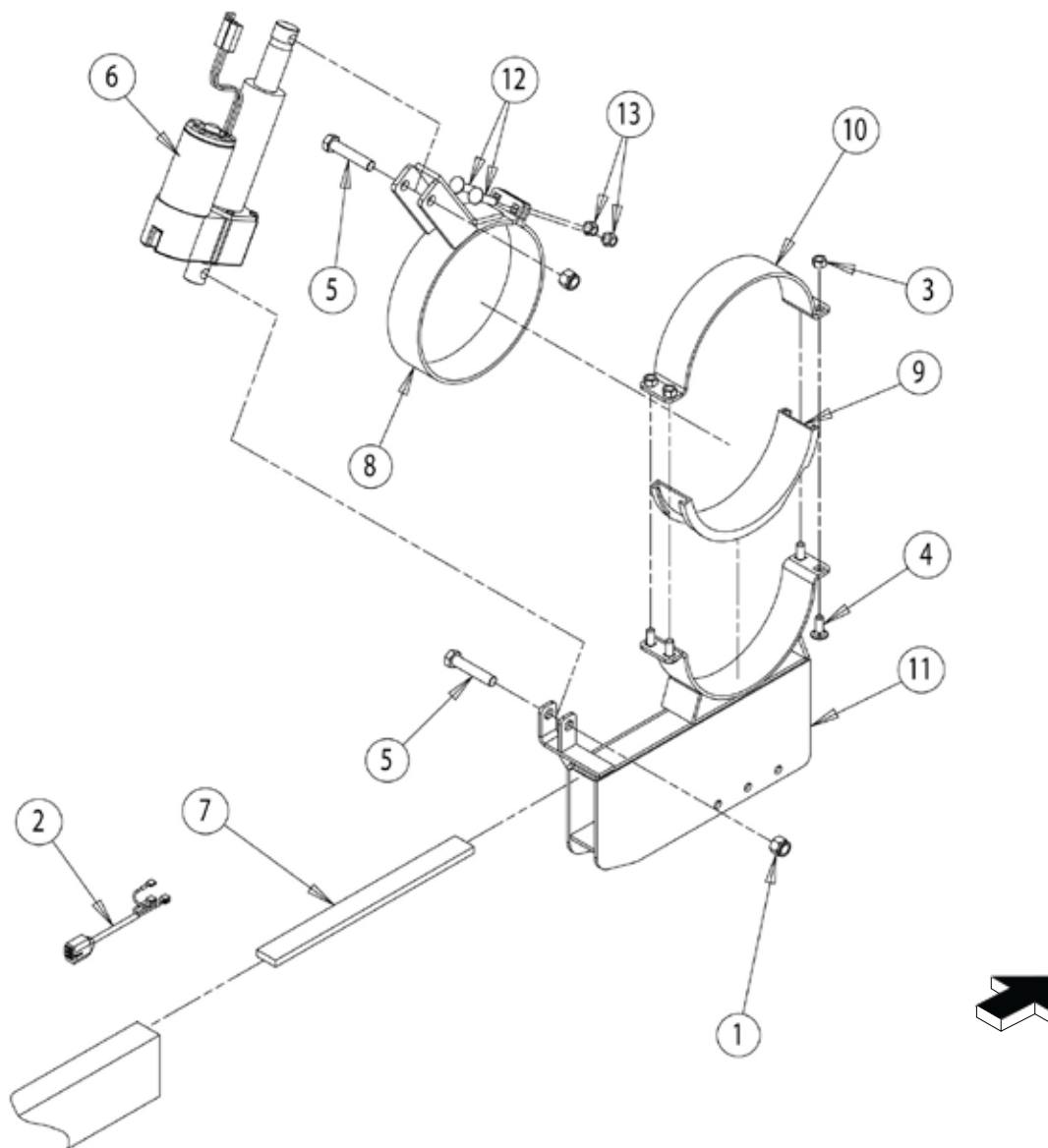
ASSEMBLY, ECCENTRIC ARM (22347)			
ITEM	PART NUMBER	DESCRIPTION	QTY
1	21976	RING, ECCENTRIC FAR	1
2	21550-12	ARM, REEL/ECCENTRIC	6
3	15300	BOLT, 5/16" X 5/8" HHCS GR5 ZP	24
4	15356	NUT, 5/16" NE NYLOCK ZP	48
5	15403	BOLT, 5/16" X 1-3/4" HHCS GR5 ZP	6
6	15754-00	BOLT, 5/16" X 2-1/4" HCPS GR5	6
7	24318-12	SHIELD, END-6 BAT	1
8	15250	WASHER, 5/16" FLAT ZP	12
9	15219	BOLT, 5/16" X 1" HHCS NC GR5 ZP	12
10	21509	KIT, BEARING W/CAP (INCLUDES ITEMS A-C)	6
A	17404	BASE, BEARING, PLASTIC	1
B	12528	CAP, BEARING, PLASTIC	1
C	15030	WASHER, 1/4" FLAT ZP	2



ASSEMBLY, REEL ARM MOUNT (JD 200, 900 & 900F) (22255-LH PARTS)			
ITEM	PART NUMBER	DESCRIPTION	QTY
1	12506	HARNES, ACTUATOR SWITCH ADAPTER	1
2	0101-0100-00	NUT, 1/2" NYLOCK GR8 ZP	2
3	15052	NUT, 7/16" SERRATED FLANGE NC ZP	1
4	15057	BOLT, 3/8" X 1" CARRIAGE NC GR5 ZP	4
5	0103-0756-00	BOLT, 1/2" X 1-3/4" HHCS GR5 ZP	1
6	15271	BOLT, 7/16" X 3" HHCS GR5 ZP	1
7	17843	ACTUATOR, ELECTRIC	1
8	22244	WELDMENT, ADJUST BRACKET (JD)	1
9	22262	PAD, REEL SUPPORT, LEFT HAND (JD,CIH)	1
10	22479	ASSEMBLY, PIVOT CLAMP	1
11	22226	WELDMENT, REEL SUPPORT, LEFT HAND (JD)	1
12	22809	GUIDE, SADDLE	1
13	23501	CLAMP, HALF	1
14	15058	BOLT, 3/8" X 1-1/2" CARRIAGE NC GR5 ZP	2
15	15388	NUT, 3/8" NE NYLOCK ZP	2
16	0103-0792-00	BOLT, 1/2" X 2-1/4" HHCS GR5 ZP	1
17	15047	NUT, 3/8" CENTERLOCK ZP	4

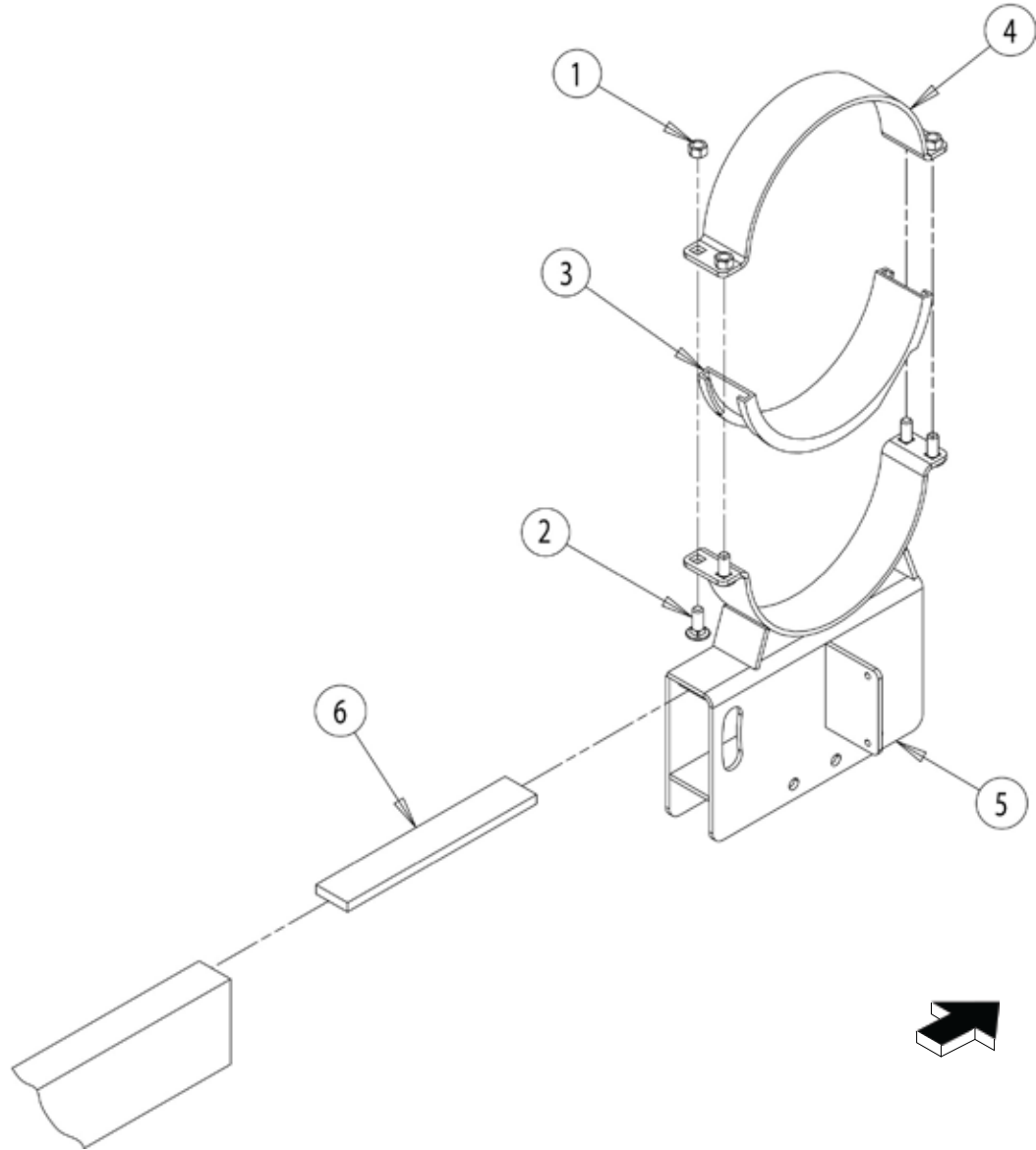


ASSEMBLY, REEL ARM MOUNT (JD 200, 900 & 900F) (22255-RH PARTS)			
ITEM	PART NUMBER	DESCRIPTION	QTY
1	16544	CLEVIS PIN, 3/8" X 2" LONG	1
2	15375	PIN, 1/8" X 1" COTTER	1
3	15052	NUT, 7/16" SERRATED FLANGE NC ZP	1
4	15057	BOLT, 3/8" X 1" CARRIAGE NC GR5 ZP	4
5	15271	BOLT, 7/16" X 3" HHCS GR5 ZP	1
6	22244	WELDMENT, ADJUST BRACKET (JD)	1
7	22261	PAD, REEL SUPPORT, RIGHT HAND (JD,CIH)	1
8	22229	WELDMENT, REEL SUPPORT, RIGHT HAND (JD)	1
9	22809	GUIDE, SADDLE	1
10	23501	CLAMP, HALF	1
11	15047	NUT, 3/8" CENTERLOCK ZP	4

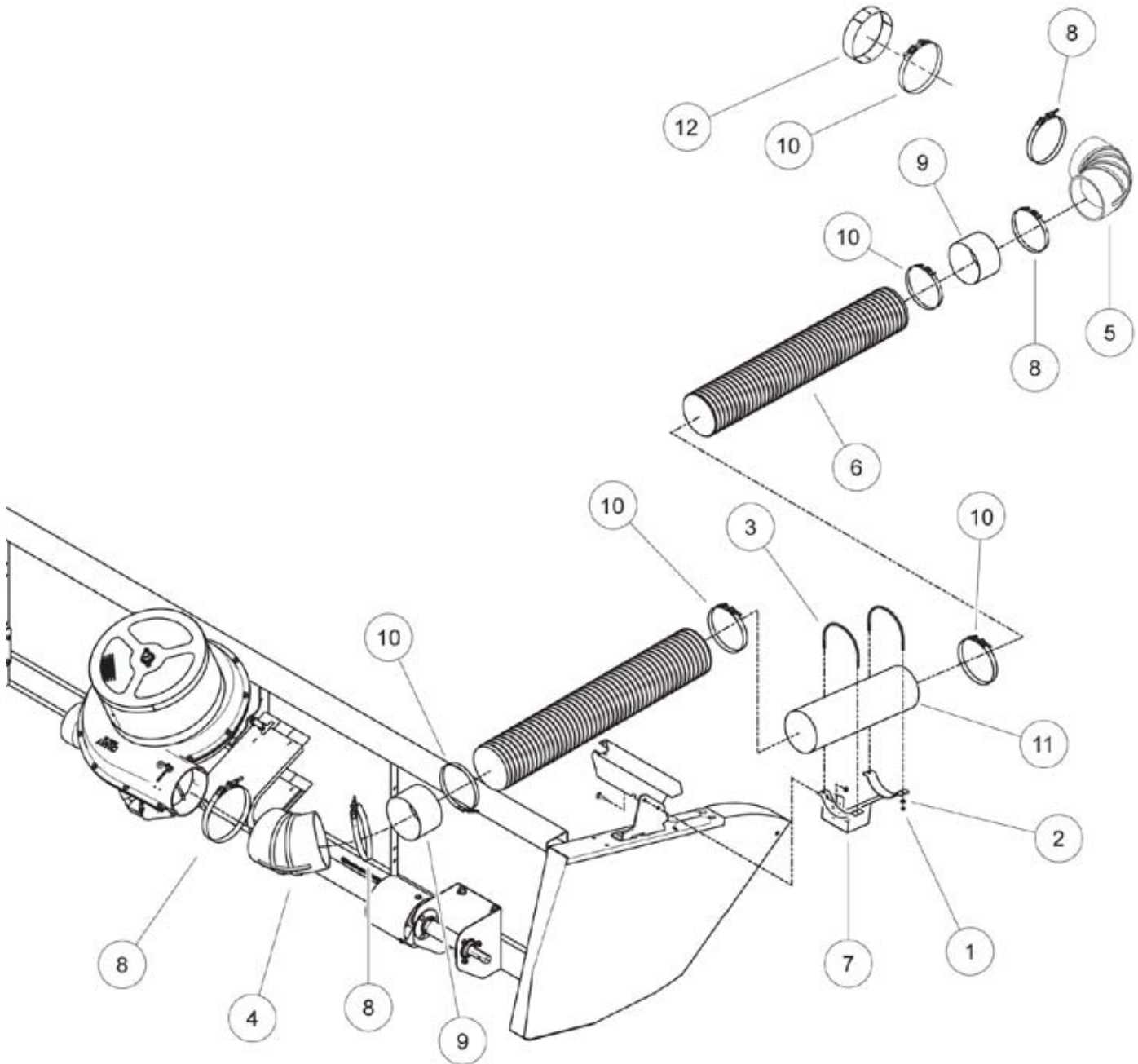


ASSEMBLY, REEL ARM MOUNT (JD 600F) (26151-LH PARTS)

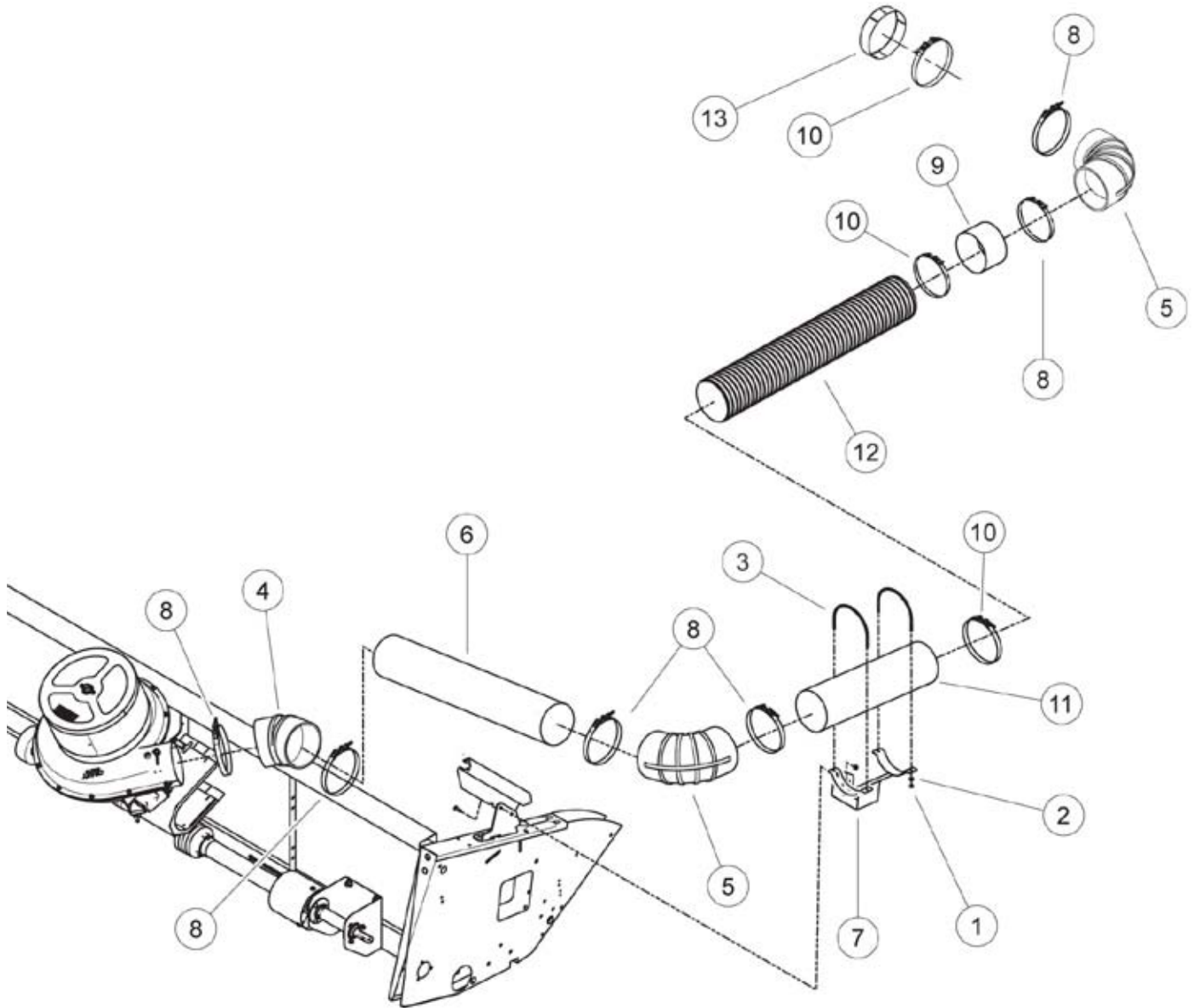
ITEM	PART NUMBER	DESCRIPTION	QTY
1	0101-0100-00	NUT, 1/2" UNC NYLOCK	2
2	14465-00	HARNESS, ACTUATOR SWITCH ADAPTER	1
3	15047	NUT, 3/8" CENTERLOCK ZP	4
4	15057	BOLT, 3/8" X 1" CARRIAGE NC GR5 ZP	4
5	15092	BOLT, 1/2" X 2-1/2" HHCS GR5 ZP	2
6	17843	ACTUATOR, ELECTRIC	1
7	22262	PAD, REEL SUPPORT, LEFT HAND (JD, CIH)	1
8	22479	ASSEMBLY, PIVOT CLAMP	1
9	22809	GUIDE, SADDLE	1
10	23501	CLAMP, HALF	1
11	26142-12	WELDMENT, REEL SUPPORT, LEFT HAND	1
12	15058	BOLT, 3/8" X 1-1/2" CARRIAGE NC GR5 ZP	2
13	15388	NUT, 3/8" NE NYLOCK ZP	2



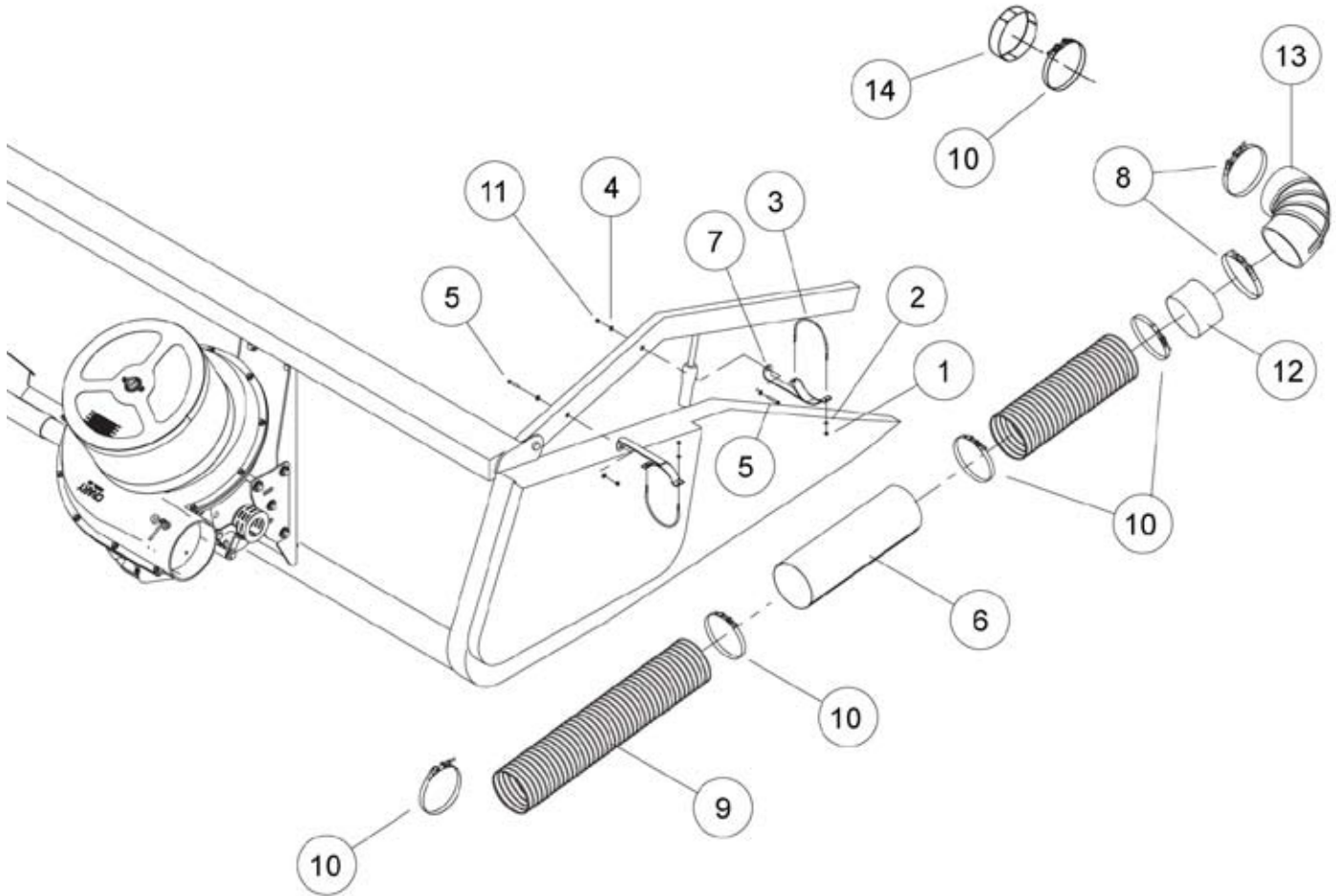
ASSEMBLY, REEL ARM MOUNT (JD 600F) (26151-RH PARTS)			
ITEM	PART NUMBER	DESCRIPTION	QTY
1	15047	NUT, 3/8" CENTERLOCK ZP	4
2	15057	BOLT, 3/8" X 1" CARRIAGE NC GR5 ZP	4
3	22809	GUIDE, SADDLE	1
4	23501	CLAMP, HALF	1
5	26147-12	WELDMENT, REEL SUPPORT RIGHT HAND	1
6	26148-00	PAD, REEL SUPPORT	1



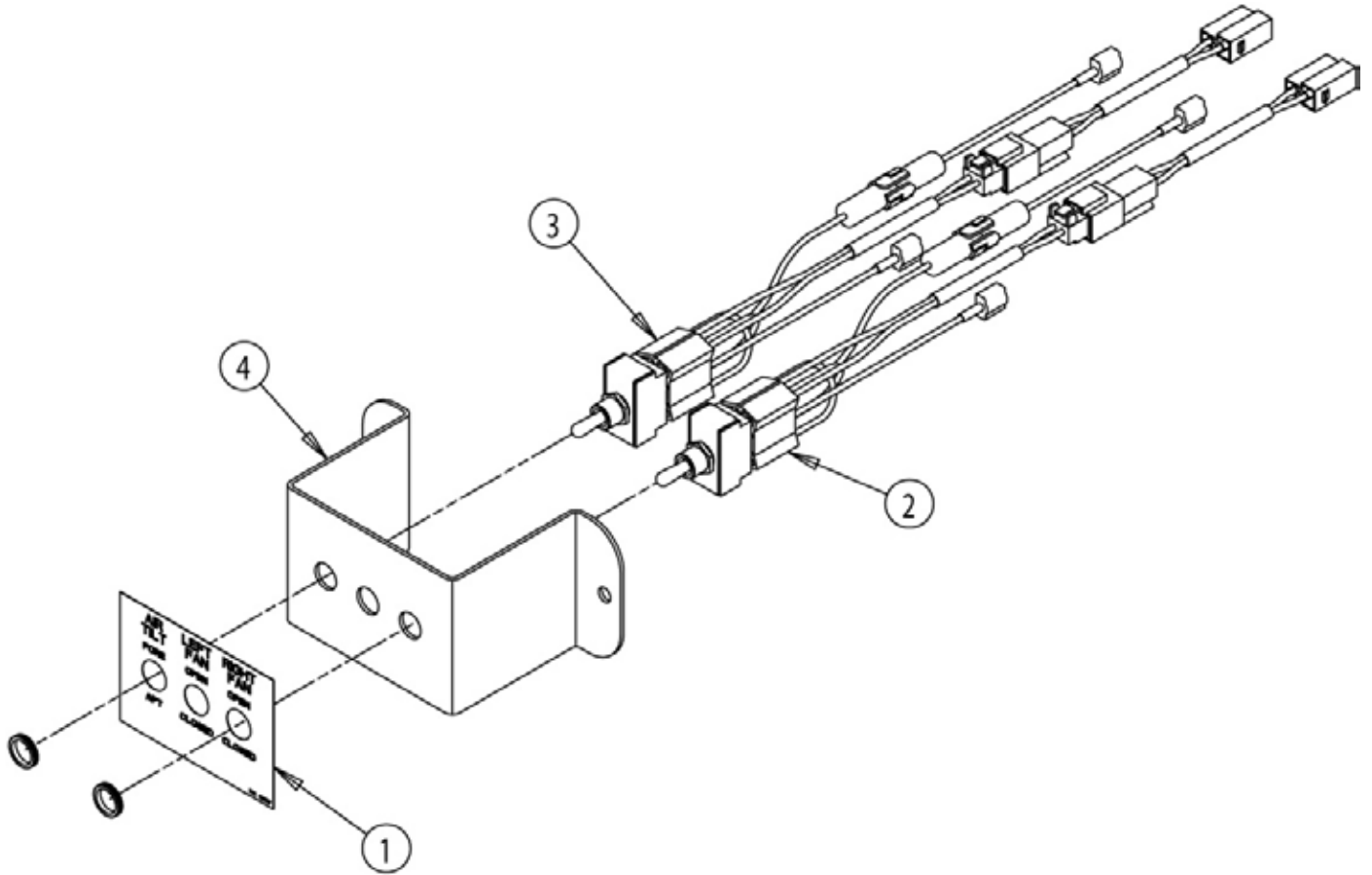
FAN HOSE ASSEMBLY			
ITEM	PART NUMBER	DESCRIPTION	QTY
1	15351	NUT, 5/16" SERR FLANGE NC ZP	4
2	15416	WASHER, 5/16" SAE FLAT ZP	4
3	15700-00	U-BOLT, 5/16-18 x 8.19 x 6.59	2
4	12146	ELBOW, RUBBER -8 X 45 DEG.	1
5	17437	MANIFOLD, ELBOW 8 IN 90 DEG.	1
6	17777	FLEX HOSE, 8" ID X 8'	1
7	53201-12	MANIFOLD MOUNT WELDMENT	1
8	16092	T-BOLT CLAMP 8-11/16"	4
9	21512	BAND, ELBOW SUPPORT	2
10	16091	T-BOLT CLAMP 8-3/8"	5
11	53067-33	MANIFOLD, 28" ALUMINUM	1
12	21924	CAP, 8" NOTCHED TUBE	1



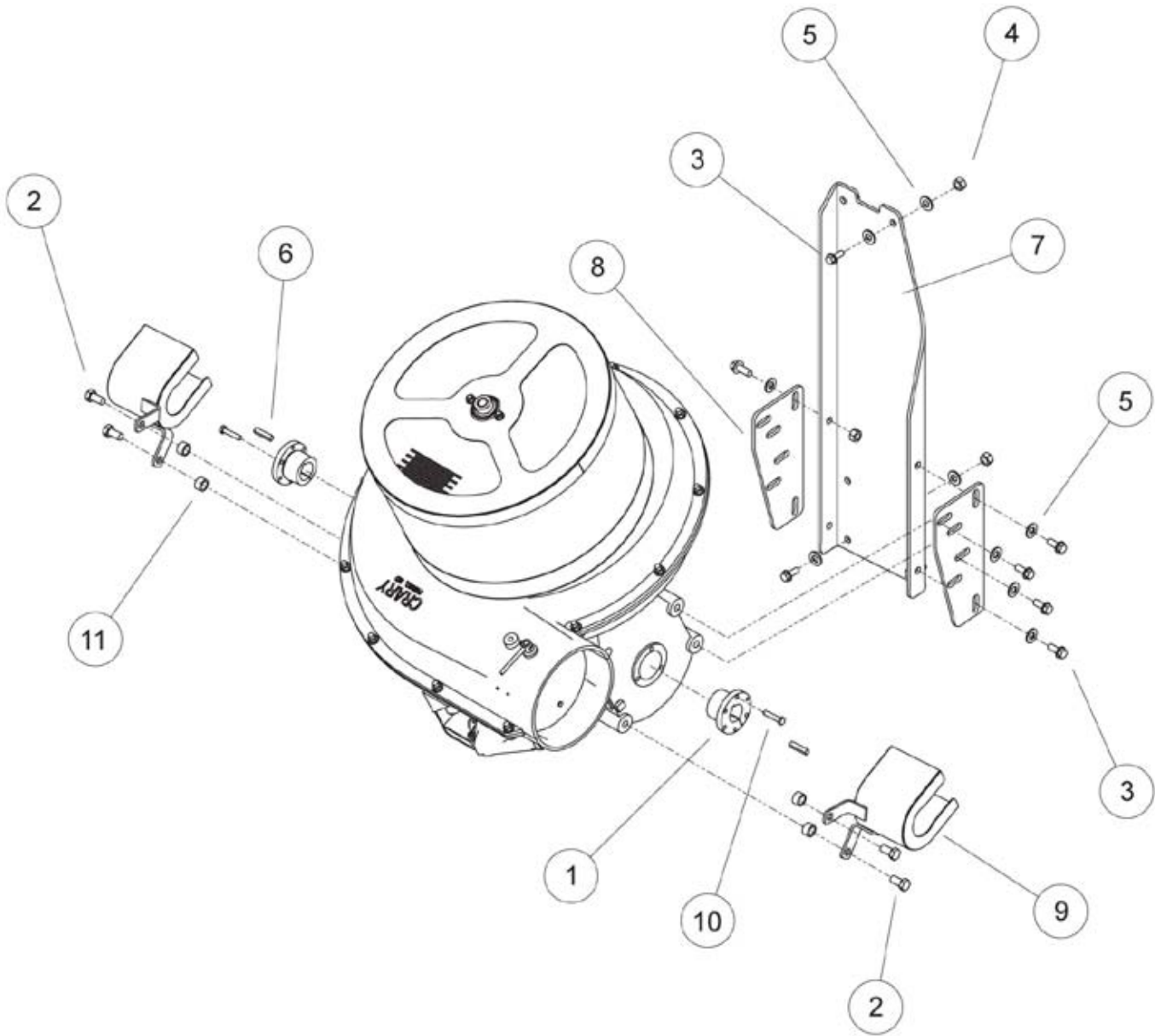
FAN HOSE ASSEMBLY				
ITEM	PART NUMBER	DESCRIPTION	25 FT. QTY	30 FT. QTY
1	15351	NUT, 5/16" SERR FLANGE NC ZP	4	4
2	15416	WASHER, 5/16" SAE FLAT ZP	4	4
3	15700-00	U-BOLT, 5/16-18 x 8.19 x 6.59	2	2
4	12146	ELBOW, RUBBER -8 X 45 DEG.	1	1
5	17437	MANIFOLD, ELBOW 8 IN 90 DEG.	2	2
6	25914-33	MANIFOLD, 51" ALUMINUM	1	
	29638-33	MANIFOLD, 56" ALUMINUM		1
7	53201-12	MANIFOLD MOUNT WELDMENT	1	1
8	16092	T-BOLT CLAMP 8-11/16"	6	6
9	21512	BAND, ELBOW SUPPORT	1	1
10	16091	T-BOLT CLAMP 8-3/8"	3	3
11	53067-33	MANIFOLD, 28" ALUMINUM	1	1
12	17777	FLEX HOSE, 8" ID X 8"	1	1
13	21924	CAP, 8" NOTCHED TUBE	1	1



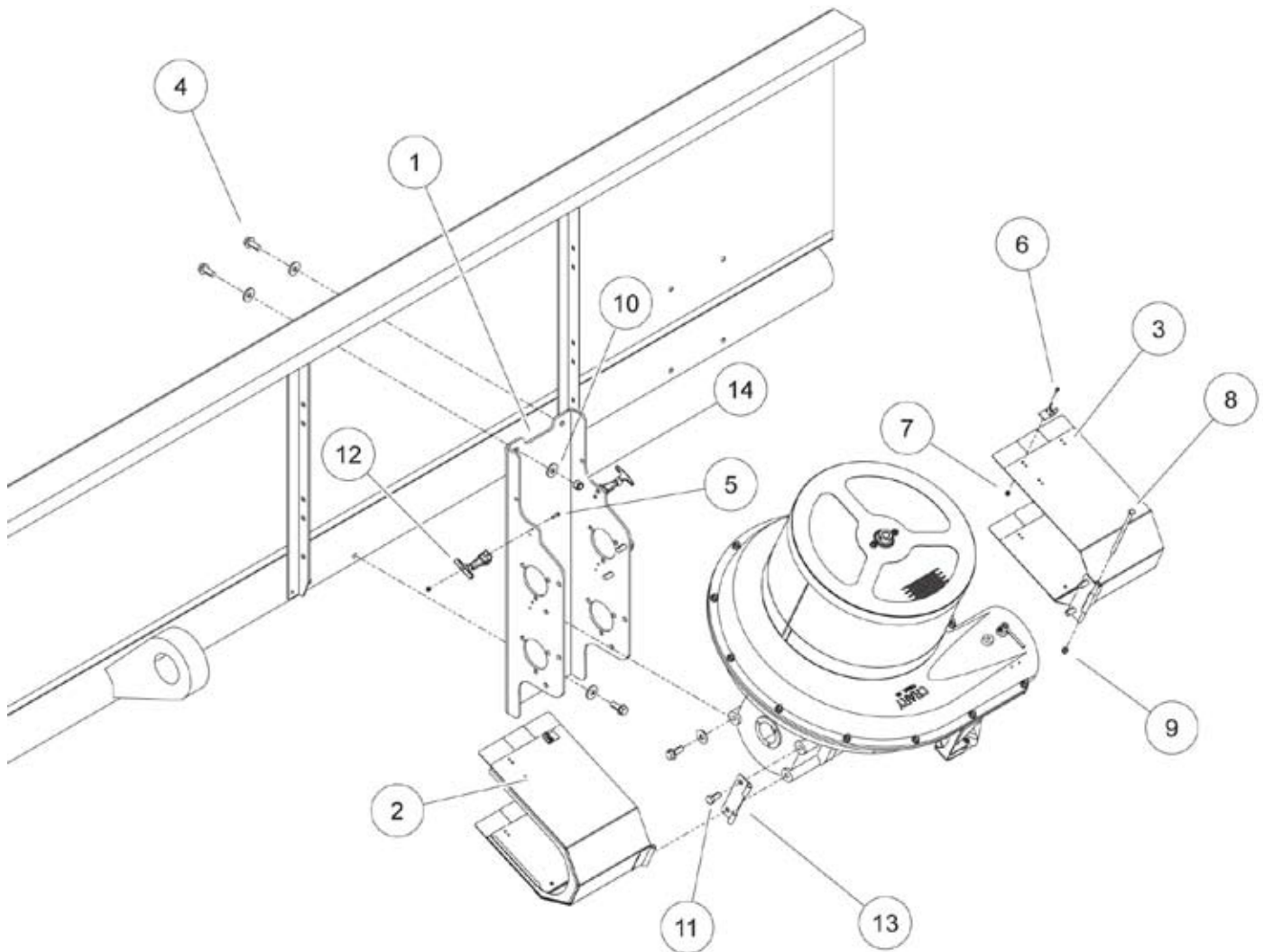
FAN HOSE ASSEMBLY			
ITEM	PART NUMBER	DESCRIPTION	QTY
1	15351	NUT, 5/16" SERR FLNG NC ZP	4
2	15416	WASHER, 5/16" SAE FLAT ZP	4
3	15700-00	U-BOLT, 5/16-18 X 8.19 X 6.59	2
4	15031	WASHER, 3/8" FLAT ZP	4
5	15116	BOLT, 3/8 X 2-1/2 GR5 HHCS ZP	2
6	53067-33	MANIFOLD, 28" ALUMINUM	1
7	26171-12	WELDMENT, TUBE MOUNT	2
8	16092	T-BOLT, CLAMP 8-11/16"	2
9	17777	FLEX HOSE, 8" ID x 8FT.	1
10	16091	T-BOLT, CLAMP 8-3/8"	4
11	15388	NUT, 3/8" NE NYLOCK ZP	2
12	21512	BAND, ELBOW SUPPORT	1
13	17437	MANIFOLD ELBOW -8" (MR)	1
14	21924	CAP, 8" NOTCHED TUBE	1



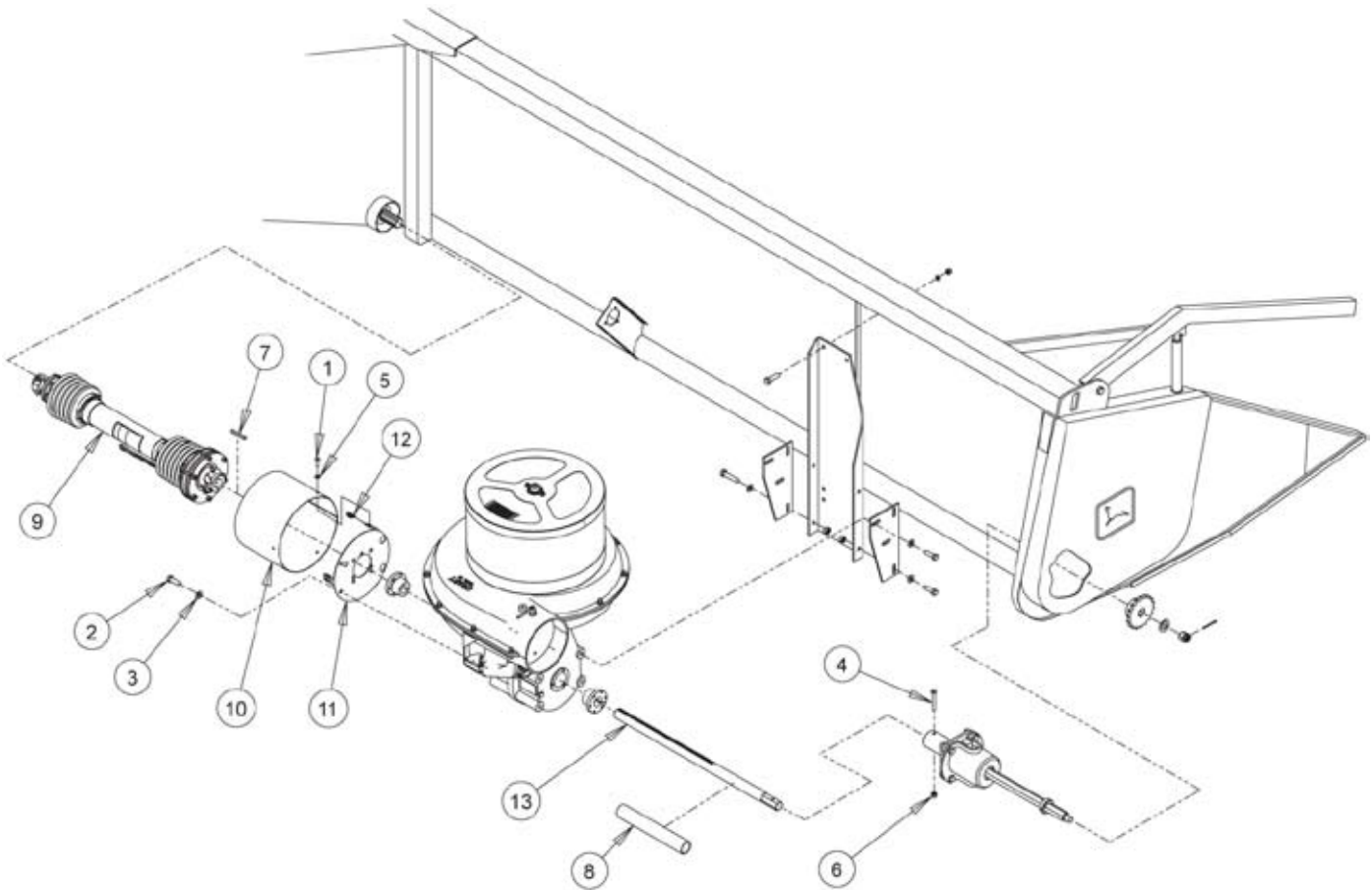
SWITCH/MOUNT PLATE ASSEMBLY (24333)			
ITEM	PART NUMBER	DESCRIPTION	QTY
1	12167	DECAL, ACTUATOR SWITCH	1
2	17849	ELECTRIC SWTICH ASSEMBLY - SPLIT 6 AMP (INCLUDES ITEM BELOW)	1
	13901	SWITCH, 3P COL HERS 55065-03	1
3	17850	ELECTRIC SWITCH ASSEMBLY - SPLIT 15 AMP (INCLDUES ITEM BELOW)	1
	13901	SWITCH, 3P COL HERS 55065-03	1
4	24332-12	PLATE, SWITCH MOUNT	1



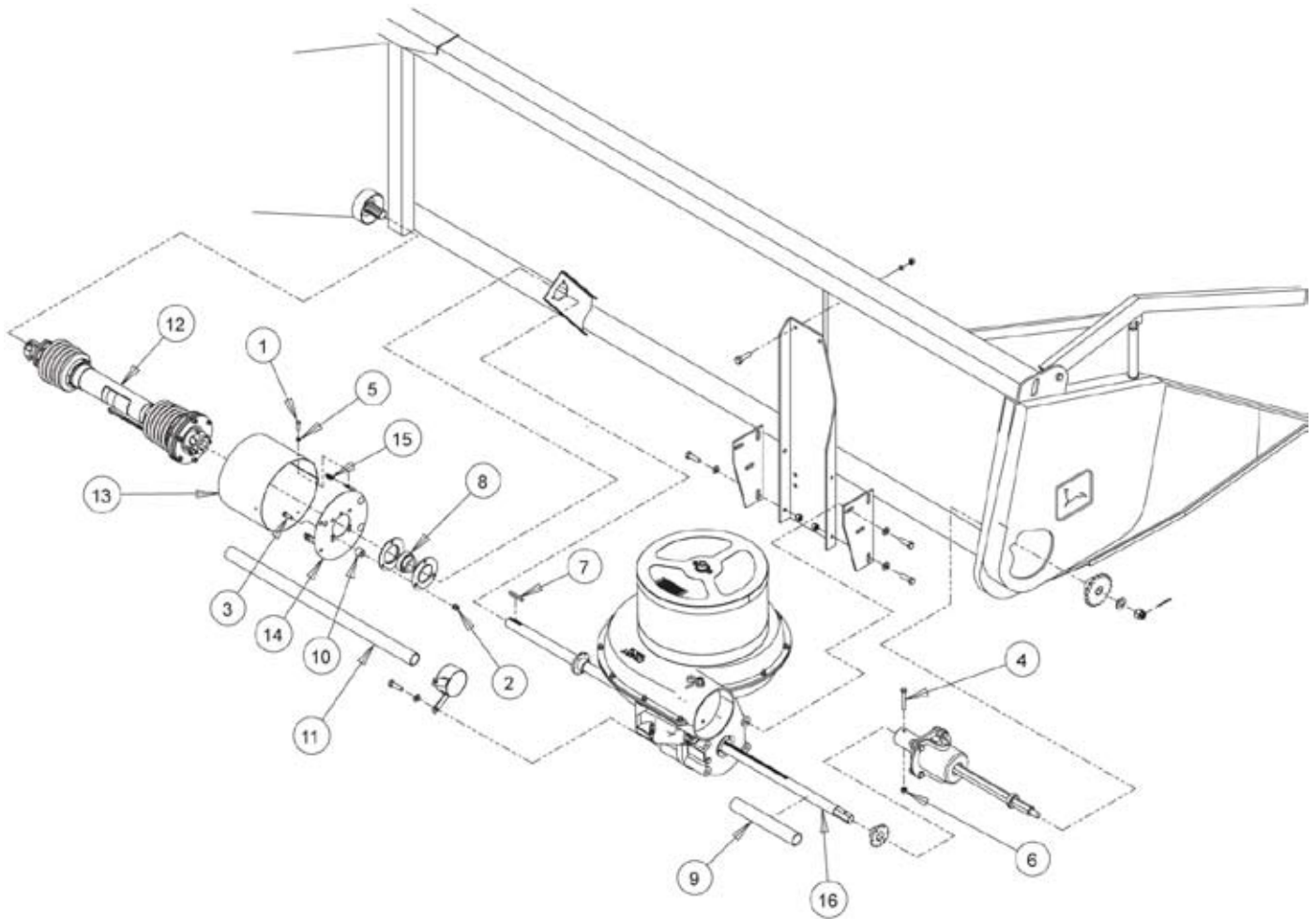
GEARBOX MOUNT/DRIVE KIT (22671)			
ITEM	PART NUMBER	DESCRIPTION	QTY
1	12457	BUSHING, SD 1-3/8"	2
2	15012	BOLT, 1/2" X 1" HHCS GR5 ZP	4
3	15612	BOLT, 1/2" X 1-1/4" SERR FLG	12
4	15049	NUT, 1/2" CENTERLOCK GRB ZP	8
5	15034	WASHER, 1/2" FLAT ZP	16
6	15498	KEY, 5/16" SQUARE X 1-1/2" LONG	2
7	22620	SUPPORT, MOUNT PLATE	1
8	22621	PLATE, GEAR BOX MOUNT JD200-900	2
9	29195-12	WELDMENT, GEARBOX DRIVE SHIELD	2
10	15282	BOLT, 5/16" X 1-1/2" HHCS GR5 ZP	6
11	24303-12	SPACER	4



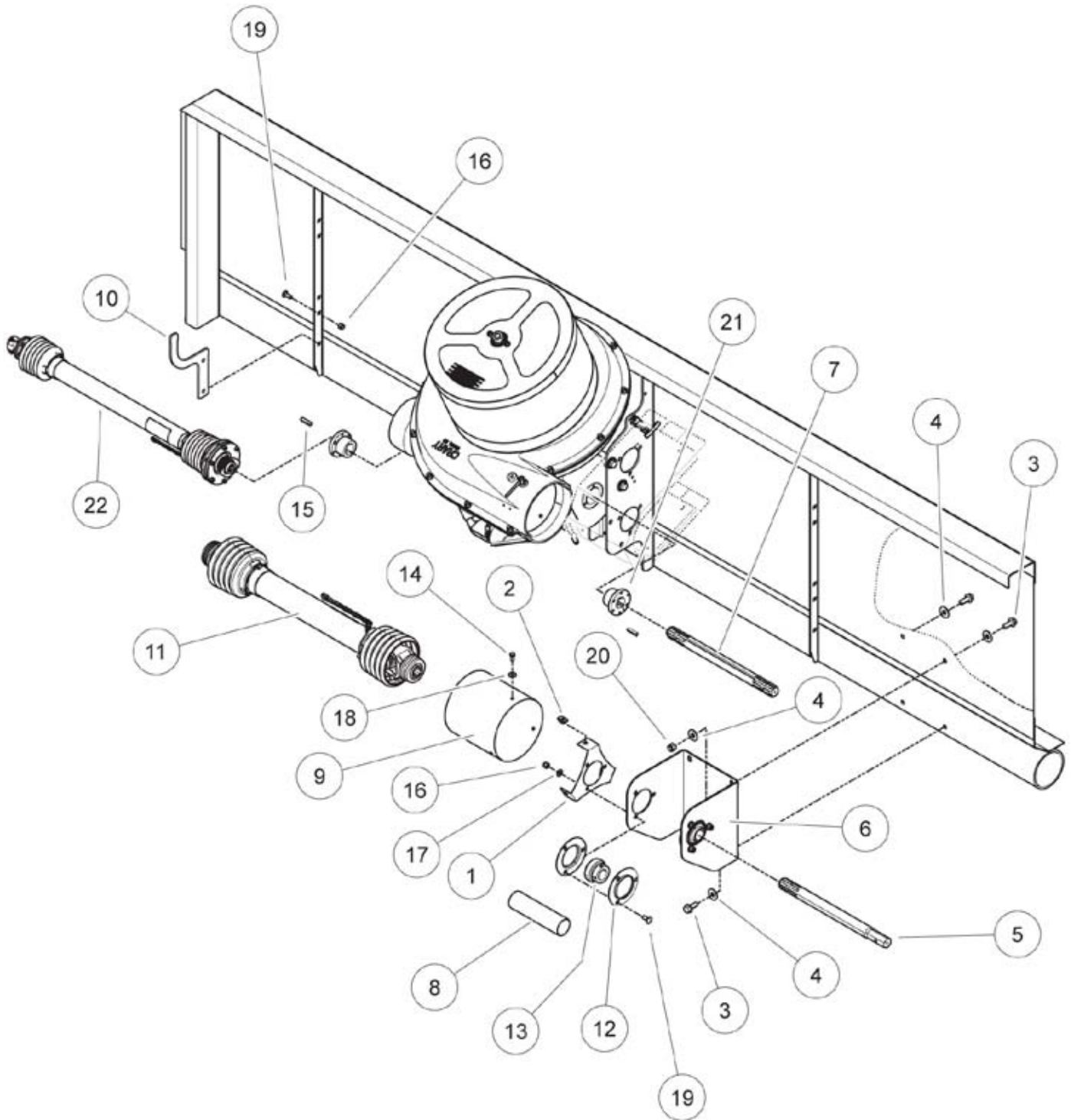
GEARBOX MOUNT KIT (53096)			
ITEM	PART NUMBER	DESCRIPTION	QTY
1	53104-12	GEARBOX MOUNT BRACKET	1
2	29833-12	GEARBOX DRIVE LH SHIELD WELDMENT	1
3	29832-12	GEARBOX DRIVE RH SHIELD WELDMENT	1
4	15612	BOLT, 1/2" x 1-1/4" SERR FLG	8
5	15557	BOLT, 10-24 x 3/4" HHCS GR8 PLAIN	4
6	15423	SCW, MCH 10-24 x 1/2" PAN HD, PH ZP	4
7	15397	NUT, 10/24 NYLOCK TYPE NM ZP	8
8	15390	BOLT, 5/16NC x 6-1/2 GR5 HCS ZP	2
9	15356	NUT, 5/16" NE NYLOCK ZP	2
10	15034	WASHER, 1/2" FLAT ZP	10
11	15012	BOLT, 1/2" x 1" GR5 HEX CPSCREW ZP	4
12	0125-0060-00	LATCH, FLEXIBLE DRAW	2
13	29831-12	HINGE, SHIELD	2
14	0101-0100-00	NUT, 1/2-13 UNC NYLOCK	4



900F SERIES RIGHT HAND DRIVE KIT (25370)			
ITEM	PART NUMBER	DESCRIPTION	QTY
1	15003	BOLT, 5/16" X 3/4" HHCS GR5 ZP	3
2	15013	BOLT, 1/2" X 1-1/4" HHCS NC GR5 ZP	2
3	15097	WASHER, 1/2" SAE FLAT ZP	2
4	15154	BOLT, 5/16" X 2-1/2" HHCS GR5 ZP	1
5	15250	WASHER, 5/16" FLAT ZP	3
6	15351	NUT, 5/16" SERRATED FLANGE NC ZP	1
7	15498	KEY, 5/16" SQUARE X 1-1/2" LONG	1
8	21238	SHIELD, DRIVE SHAFT - JACKSHAFT	1
9	(SEE DRIVELINE OPTIONS, PAGES 56-57)		
10	24037-12	SHIELD, SLIP CLUTCH	1
11	24039	ASSEMBLY, SHIELD MOUNT PLATE	1
12	15402	NUT, 5/16" TINNERMAN U-TYPE	3
13	25449-00	DRIVESHAFT, GEARBOX, 28.75" (JD 900F SERIES)	1

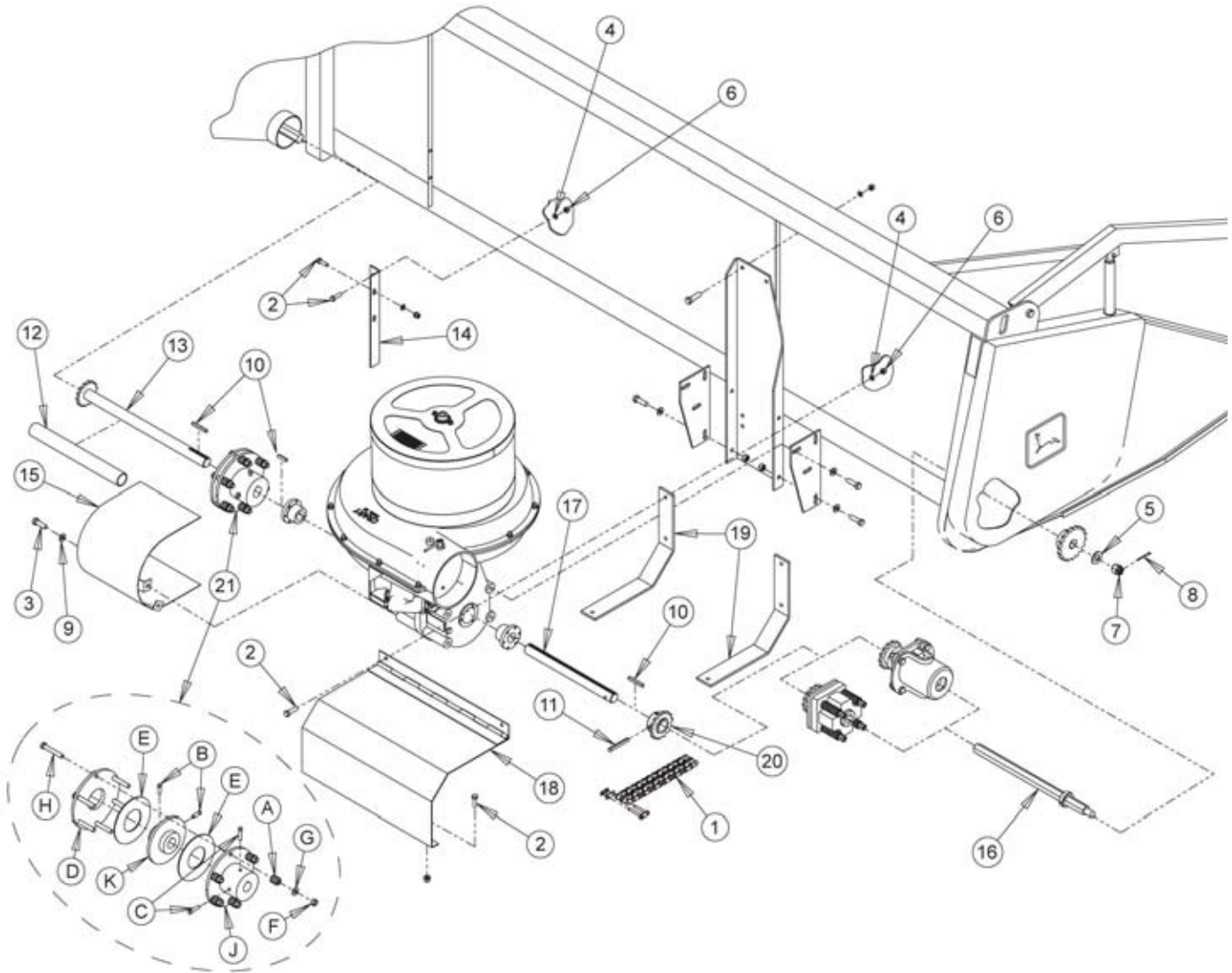


RIGHT HAND DRIVE KIT, 22' 900F SERIES (25371)			
ITEM	PART NUMBER	DESCRIPTION	QTY
1	15003	BOLT, 5/16" X 3/4" HHCS GR5 ZP	3
2	15051	NUT, 3/8" SERRATED FLANGE NC ZP	3
3	15059	BOLT, 3/8" X 1-3/4" CARRIAGE NC FULL THREAD GR5 ZP	3
4	15154	BOLT, 5/16" X 2-1/2" HHCS GR5 ZP	1
5	15250	WASHER, 5/16" FLAT ZP	3
6	15351	NUT, 5/16" SERRATED FLANGE NC ZP	1
7	15498	KEY, 5/16" SQUARE X 1-1/2" LONG	1
8	17059	INSERT, BEARING 1-3/8 SA20722FP	1
9	21238	SHIELD, DRIVE SHAFT - JACKSHAFT	1
10	21534	SPACER, .875"	3
11	23140	SHIELD, DRIVE SHAFT, 22"	1
12	(SEE DRIVELINE OPTIONS, PAGES 56-57)		
13	24037-12	SHIELD, SLIP CLUTCH	1
14	24039	ASSEMBLY, SHIELD MOUNT PLATE	1
15	15402	NUT, 5/16" TINNEMAN U-TYPE	3
16	25450-00	DRIVESHAFT, GEARBOX, 40.75" (JD 900F SERIES)	1

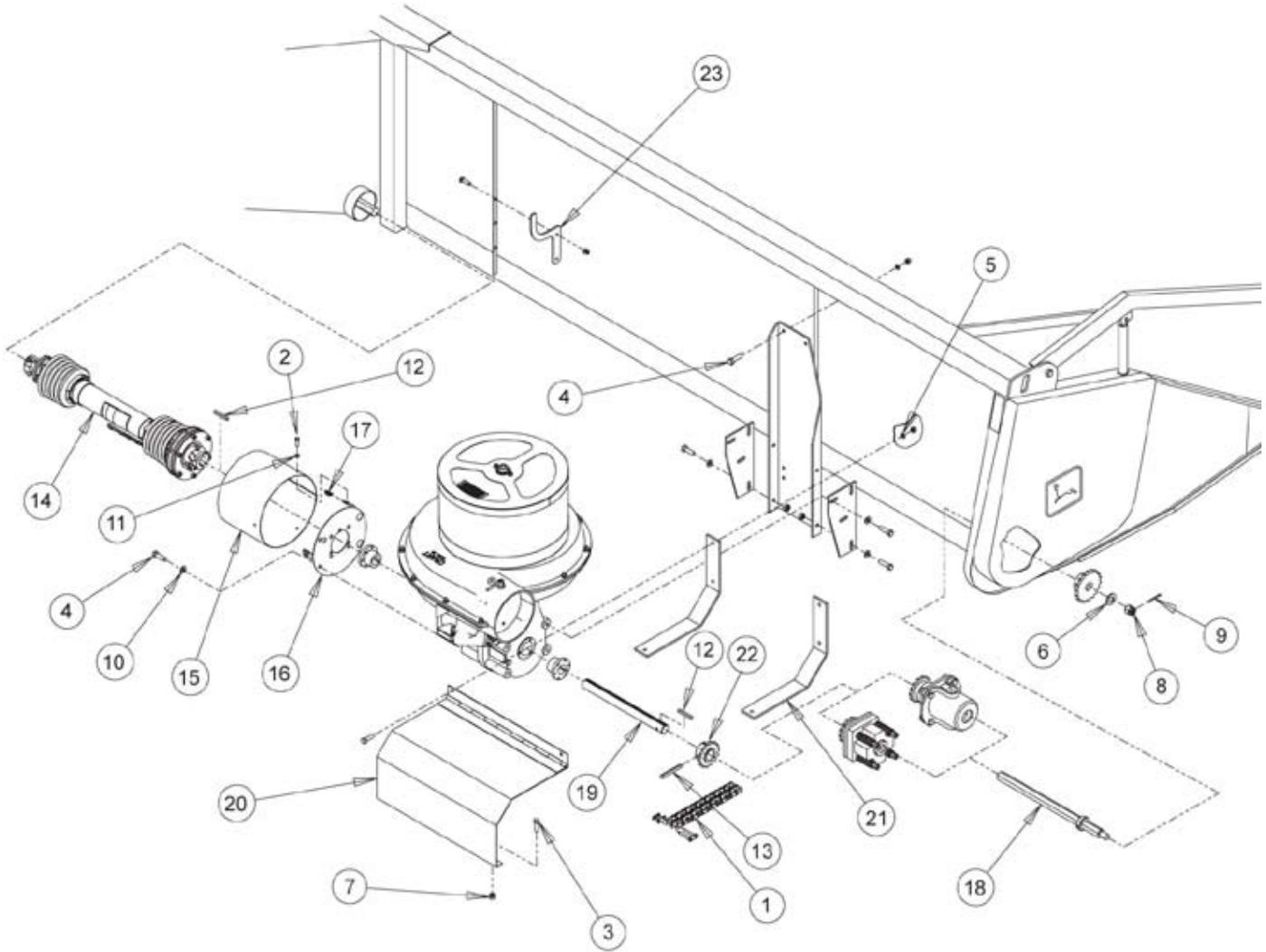


RIGHT HAND DRIVE KIT, 25' & 30' ("F" SERIES)				
ITEM	PART NUMBER	DESCRIPTION	53191 25 FT QTY	25373 30 FT QTY
1	27657-00	SHIELD MOUNT	1	1
2	15402	NUT, 5/16"-18 TINNERMAN U-TYPE	3	3
3	15612	BOLT, 1/2 x 1-1/4" SERR FLG	4	4
4	15097	WASHER, 1/2" SAE FLAT ZP	6	6
5	53190-00	SHAFT, 1-3/8" SPL. TO HEX W/HOLE	1	1
6	53189-12	BRACKET, BEARING MOUNT	1	1
7	29834-00	SHAFT, 1-3/8" SPLINE STUB	1	1
8	29050-00	DRIVE SHAFT SHIELD (8")	1	1
9	27659-12	SLIP CLUTCH SHIELD	1	1
10	24492-12	BRACKET, DRIVELINE SUPPORT	1	1
11	53203-00	DRIVELINE, HEADER SECONDARY (MOD) (SEE PAGES 60-61)	1	
	18978-00	DRIVELINE, HEADER SECONDARY (SEE PAGES 60-61)		1
12	17060	FLANGETTE, 72MS RND 3BIT, ZP	4	4
13	17059	BEARING 1-3/8 INSERT SA20722FP	2	2
14	15003	BOLT, 5/16 x 3/4" GR5 HEX HD ZP	3	3
15	15498	KEY, 5/16 x 3/4" GR5 HEX HD ZP	2	2
16	15388	NUT, 3/8" NE NYLOCK ZP	8	8
17	15260	WASHER, 3/8" SAE FLAT ZP	6	6
18	15250	WASHER, 5/16" FLAT ZP	3	3
19	15057	BOLT, CARR 3/8 x 1" GR5 NC ZP	8	8
20	0101-0100-00	NUT, 1/2-13 UNC NYLOCK	2	2
21	12457	BUSHING, SD 1-3/8"	2	2
22	(SEE DRIVELINE OPTIONS, PAGES 58-59)			

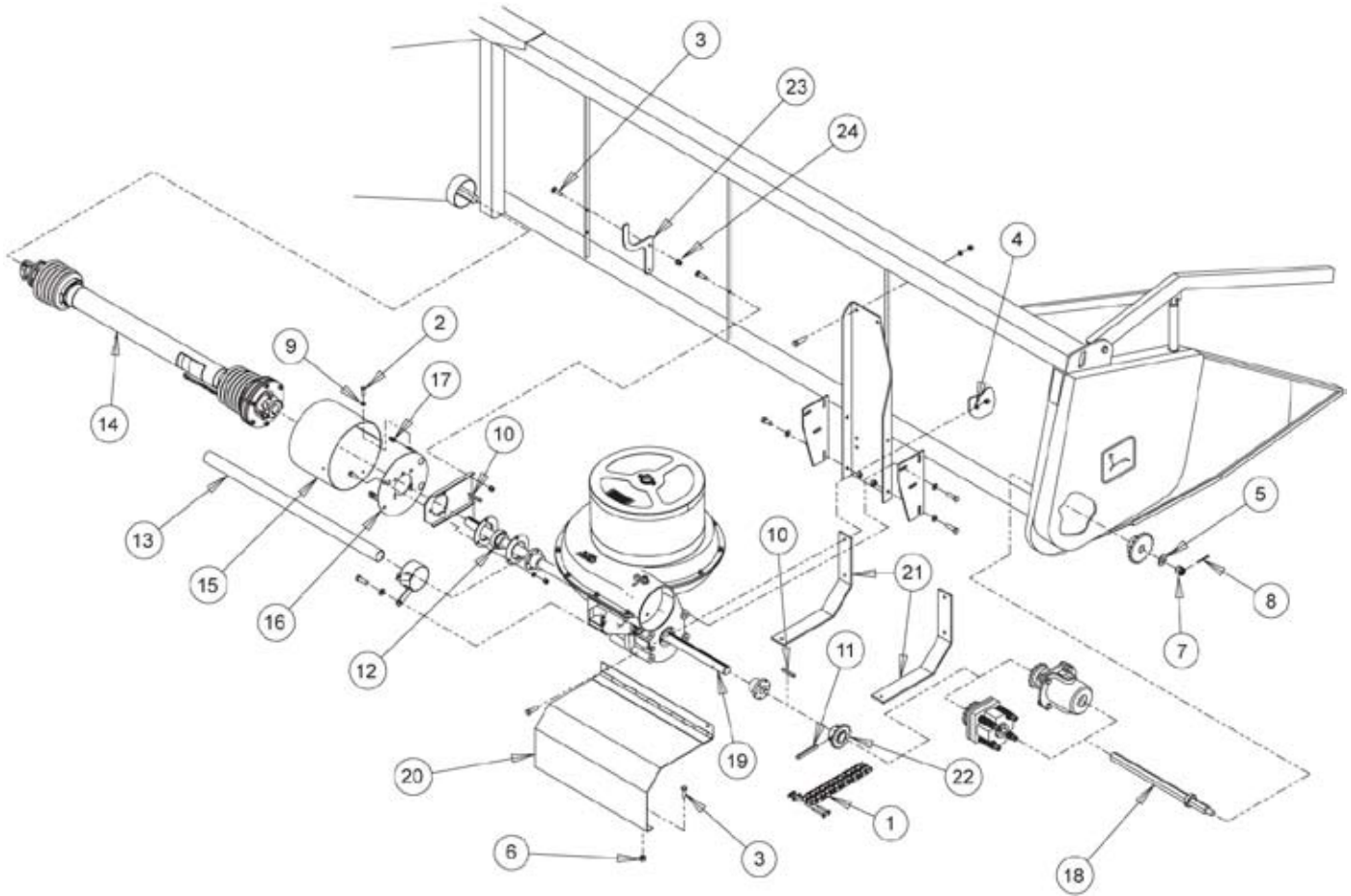
RIGHT HAND DRIVE KITS, JD 600F							
ITEM	PART NUMBER	DESCRIPTION	26297 20 FT QTY	26298 22 FT QTY	26174 25 FT QTY	26152 30 FT QTY	27241 35 FT QTY
1	15003	BOLT, 5/16" X 3/4" HHCS GR5 ZP	3	3	3	3	3
2	15012	BOLT, 1/2" X 1" HHCS GR5 ZP	2	2	2	2	2
3	0101-0100-00	NUT, 1/2-13 UNC NYLOCK			3	3	3
4	15051	NUT, 3/8" SERRATED FLANGE NC ZP			3	3	3
5	15057	BOLT, 3/8" X 1" CARRIAGE NC GR5 ZP			3	3	3
6	15076	SCREW, 3/8" X 1" LONG THREAD CUTT ZP			2	2	2
7	15097	WASHER, 1/2" SAE FLAT ZP	2	2	2	2	2
8	15174	BOLT, 1/2" X 4" HHCS GR5 ZP			2	2	2
9	15250	WASHER, 5/16" FLAT ZP	3	3	3	3	3
10	15498	KEY, 5/16" SQUARE X 1-1/2"	1	1	1	1	1
11	17059	BEARING, 1-3/8" INSERT SA20722FP			1	1	1
12	17060	FLANGETTE, 72MS ROUND 3BIT, ZP			2	2	2
13	(SEE DRIVELINE OPTIONS, PAGES 56-57)						
14	24037-12	SHIELD, SLIP CLUTCH	1	1	1	1	1
15	24039	PLATE, SHIELD MOUNT ASSEMBLY.	1	1	1	1	1
16	15402	NUT, 5/16" TINNERMAN U-TYPE	3	3	3	3	3
17	24102	SHAFT, GEARBOX DRIVE (35.50")			1		
	24040	SHAFT, GEARBOX DRIVE (65")				1	
	24036	SHAFT, GEARBOX DRIVE (14.94")	1	1			
	27184-00	SHAFT, DRIVE 1-3/8" X 94" (94")					1
18	24492-12	BRACKET, DRIVELINE SUPPORT			1	1	1
19	26167-12	BRACKET, BEARING MOUNT			1	1	1
20	27122-00	SHIELD, DRIVESHAFT (32.19")			1		
	14473-00	SHIELD, DRIVESHAFT, TUBE (64.37")				1	
	21243	SHIELD, DRIVESHAFT (84")					1
21	27248-12	PLATE, GEARBOX MOUNT (JD600)		2			



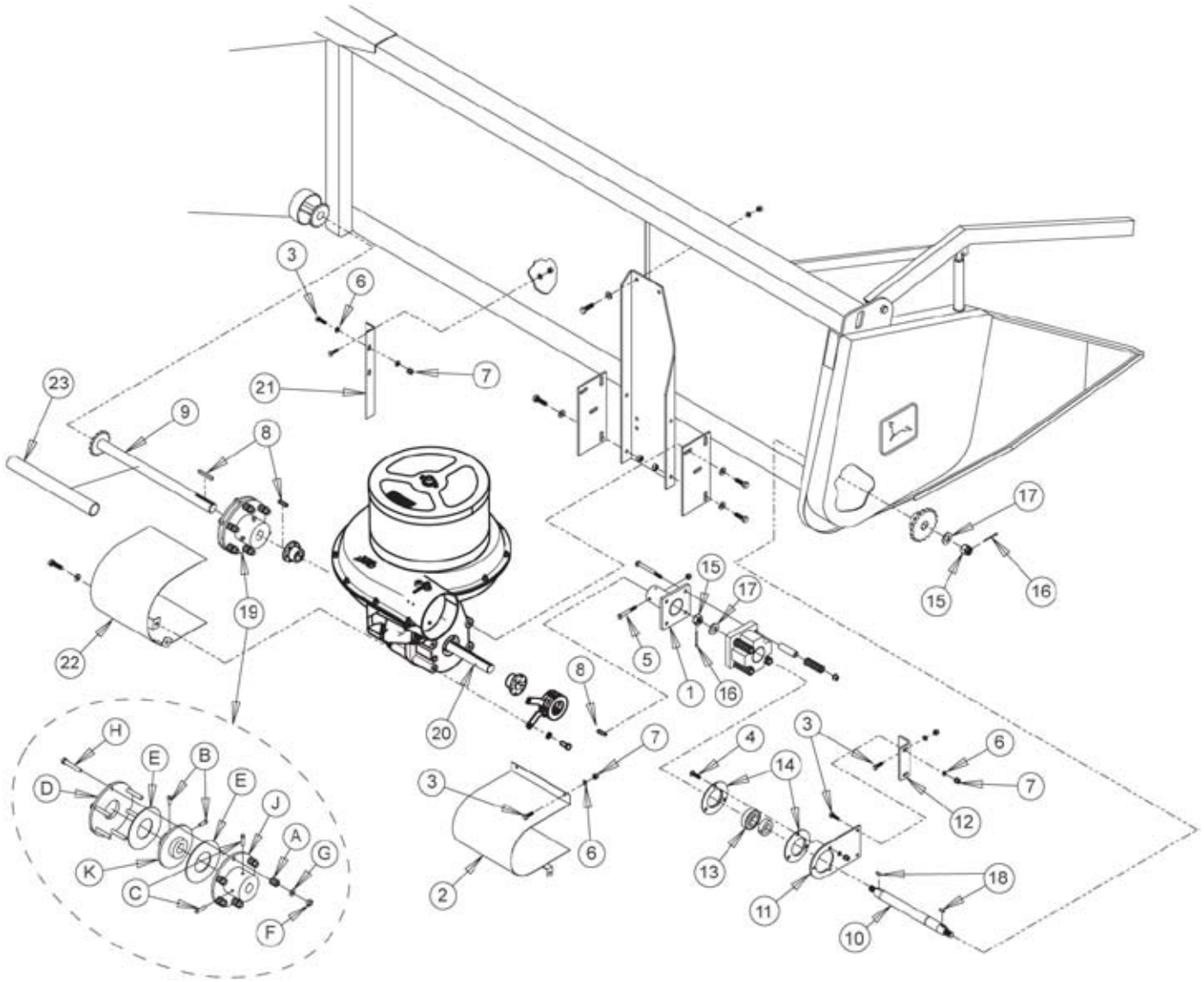
JD DRIVE KIT 15FT 915 HEX SHAFT (24173)			
ITEM	PART NUMBER	DESCRIPTION	QTY
1	12057	DOUBLE ROLLER CHAIN, NO. 60 X 13"	1
2	15006	BOLT, 3/8" X 1" HHCS GR5 ZP	10
3	15013	BOLT, 1/2" X 1-1/4" HHCS NC GR5 ZP	2
4	15031	WASHER, 3/8" FLAT ZP	10
5	15036	WASHER, 3/4" USS FLAT ZP	1
6	15051	NUT, 3/8" SERRATED FLANGE NC ZP	9
7	15055	NUT, 3/4" NF CASTLE ZP	1
8	15068	PIN, 5/32" X 1-1/4" COTTER ZP	1
9	15097	WASHER, 1/2" SAE FLAT ZP	2
10	15498	KEY, 5/16" X 1-1/2" SQUARE	3
11	15580	PIN, 3/8" X 2-1/2" ROLL	1
12	21238	SHIELD, DRIVE SHAFT, JACKSHAFT	1
13	23513	WELDMENT, 9" JD DRIVE SHAFT, RIGHT HAND	1
14	23622	BRACKET, MOUNT	1
15	23627	WELDMENT, SHIELD	1
16	24163	WELDMENT, CLUTCH SHAFT, HEX (20.64")	1
17	24166	SHAFT, GEARBOX DRIVE, 15.38"	1
18	24171-12	WELDMENT, SHIELD, SLIP CLUTCH	1
19	24172-12	BRACKET, SHIELD MOUNT	2
20	24422-12	SPROCKET, DRIVE, #60-14T	1
21	25853-00	CLUTCH, SLIP, 1-3/8" X 1-3/8"	1
A	0032-0272-00	SPRING, SLIP CLUTCH 1/2" X 1" X 1"	6
B	0104-0040-00	SETSCREW, 3/8-16 X 1" SQUARE HEAD CUP PT	2
C	0104-0120-00	SCREW, 3/8-16 X 1-1/2", SET SQUARE CUP	2
D	0481-0029-17	CLUTCH, PRESSURE PLATE	1
E	0483-0006-00	DISC, FIBER FRICTION CLUTCH	2
F	15049	NUT, 1/2" CENTERLOCK GRB ZP	6
G	15097	WASHER, 1/2" SAE FLAT ZP	6
H	15173	BOLT, 1/2" X 3-1/4" HHCS GR5 ZP	6
J	25852-12	WELDMENT, SLIP CLUTCH HUB	1
K	26027-12	HUB, SLIP CLUTCH 1-3/8" B	1



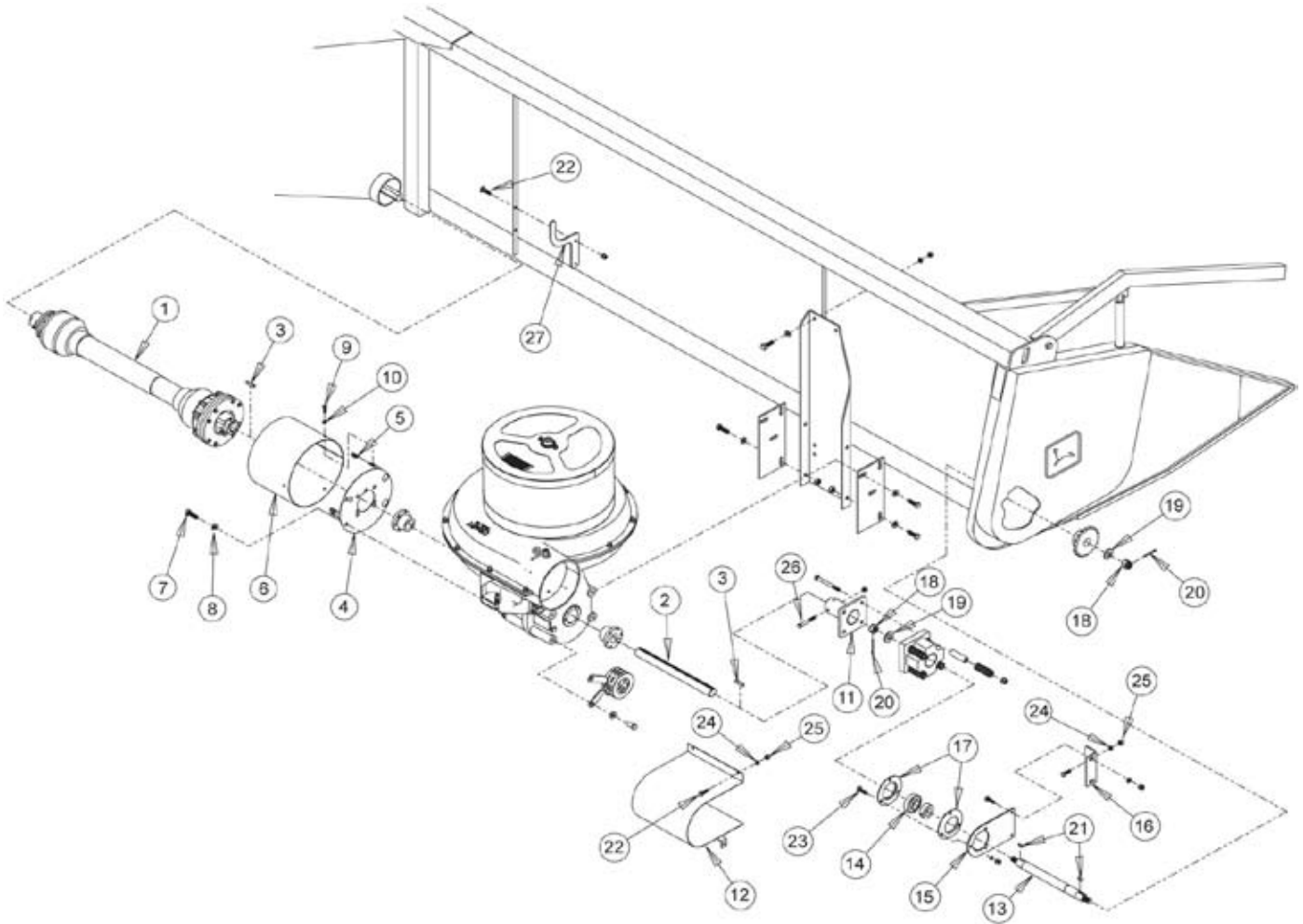
RIGHT HAND DRIVE KIT, 18', 20' & 22' (24174)			
ITEM	PART NUMBER	DESCRIPTION	QTY
1	12057	DOUBLE ROLLER CHAIN, # 60 X 13"	1
2	15003	BOLT, 5/16" X 3/4" HHCS GR5 ZP	3
3	15006	BOLT, 3/8" X 1" HHCS GR5 ZP	6
4	15013	BOLT, 1/2" X 1-1/4" HHCS NC GR5 ZP	2
5	15031	WASHER, 3/8" FLAT ZP	4
6	15036	WASHER, 3/4" FLAT ZP	1
7	15051	NUT, 3/8" SERRATED FLANGE NC ZP	6
8	15055	NUT, 3/4" CASTLE NUT NF ZP	1
9	15068	PIN, 5/32" X 1-1/4" COTTER ZP	1
10	15097	WASHER, 1/2" SAE FLAT ZP	2
11	15250	WASHER, 5/16" FLAT ZP	3
12	15498	KEY, 5/16" SQUARE X 1-1/2" LONG	2
13	15580	PIN, 3/8" X 2-1/2" ROLL	1
14	(SEE DRIVELINE OPTIONS, PAGES 56-57)		
15	24037-12	SHIELD, SLIP CLUTCH	1
16	24039	ASSEMBLY, SHIELD MOUNT PLATE	1
17	15402	NUT, 5/16" TINNERMAN U-TYPE	3
18	24163	WELDMENT, CLUTCH SHAFT - HEX (20.64")	1
19	24166	SHAFT, GEARBOX DRIVE, 15.38"	1
20	24171-12	WELDMENT, SLIP CLUTCH SHIELD	1
21	24172-12	BRACKET, SHIELD MOUNT	2
22	24422-12	SPROCKET, DRIVE, # 60-14T	1
23	24492-15	BRACKET, DRIVELINE SUPPORT	1



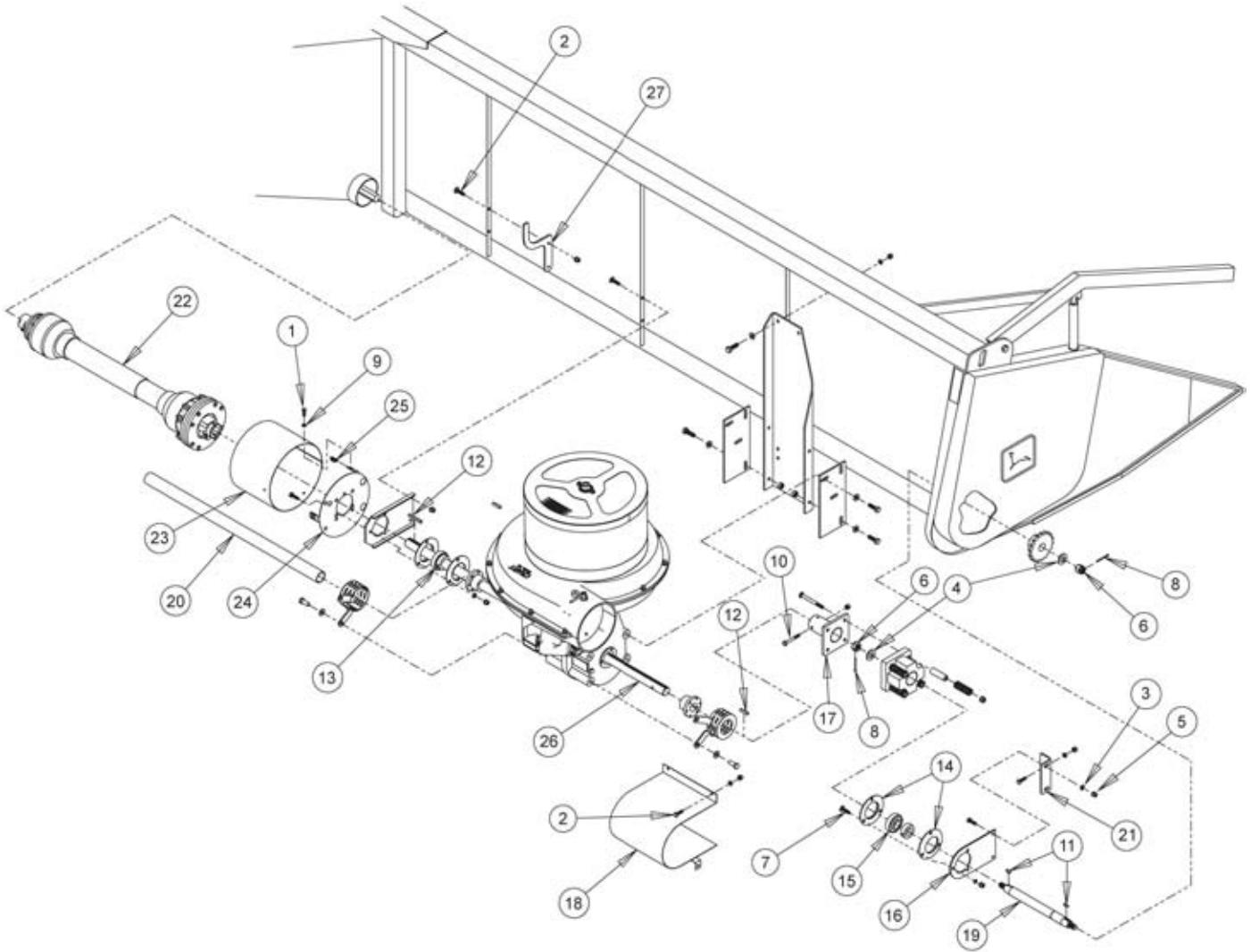
RIGHT HAND DRIVE KIT, 25' & 30' HEADERS (HEX SHAFT)				
ITEM	PART NUMBER	DESCRIPTION	24176 25 FOOT QTY	24177 30 FOOT QTY
1	12057	DOUBLE ROLLER CHAIN, #60 X 13"	1	1
2	15003	BOLT, 5/16" X 3/4" HHCS GR5 ZP	3	3
3	15006	BOLT, 3/8" X 1" HHCS GR5 ZP	8	8
4	15031	WASHER, 3/8" FLAT ZP	4	4
5	15036	WASHER, 3/4" FLAT ZP	1	1
6	15051	NUT, 3/8" SERRATED FLANGE NC ZP	6	6
7	15055	NUT, 3/4" CASTLE NUT NF ZP	1	1
8	15068	PIN, 5/32" X 1-1/4" COTTER ZP	1	1
9	15250	WASHER, 5/16" FLAT ZP	3	3
10	15498	KEY, 5/16" SQUARE X 1-1/2" LONG	2	2
11	15580	PIN, 3/8" X 2-1/2" ROLL	1	1
12	17059	BEARING, 1-3/8" INSERT SA20722FP	1	1
13	23140	SHIELD, DRIVE SHAFT - 22"	1	
	21240	SHIELD, DRIVE SHAFT - 49.75"		1
14	(SEE DRIVELINE OPTIONS, PAGES 56-57)			
15	24037-12	SHIELD, SLIP CLUTCH	1	1
16	24039	ASSEMBLY, SHIELD MOUNT PLATE	1	1
17	15402	NUT 5/16"-18 TINNEMAN U-TYPE	1	1
18	24163	CLUTCH SHAFT WELDMENT - HEX	1	1
19	24167	SHAFT, GEARBOX DRIVE, 30.13"	1	
	24168	SHAFT, GEARBOX DRIVE, 59.13"		1
20	24171-12	WELDMENT, SLIP CLUTCH SHIELD	1	1
21	24172-12	BRACKET, SHIELD MOUNT	2	2
22	24422-12	SPROCKET, DRIVE, #60-14T	1	1
23	24492-15	BRACKET, DRIVELINE SUPPORT	1	1
24	15047	NUT, 3/8" CENTERLOCK	2	2



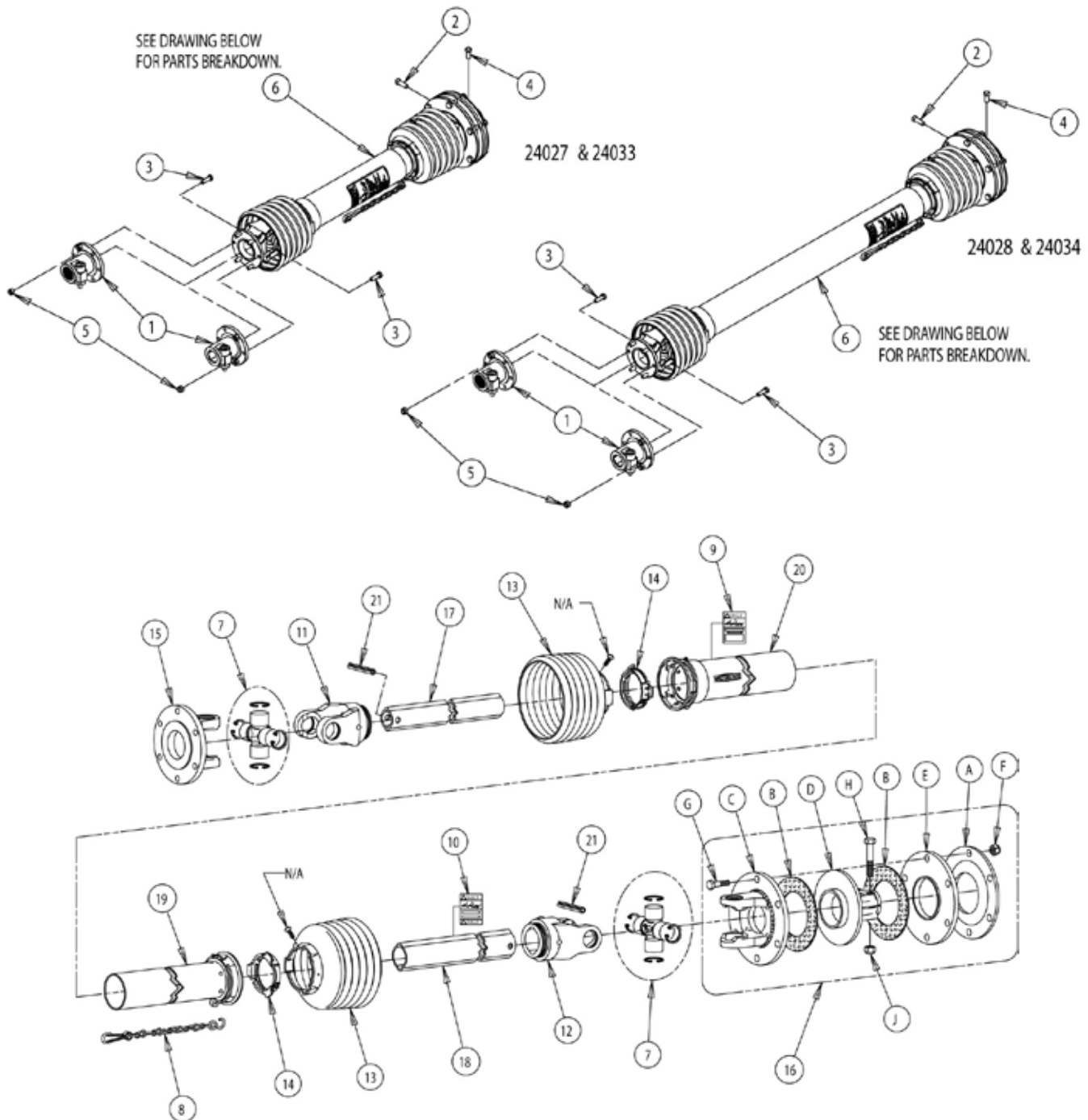
RIGHT HAND DRIVE KIT - 15' & 16' HEADERS (ROUNDSHAFT)					
ITEM	PART NUMBER	DESCRIPTION	22738 215 HEADER QTY	22739 915 HEADER QTY	22741 216 HEADER QTY
1	22717	WELDMENT, DRIVER	1	1	1
2	22777	WELDMENT, SLIP CLUTCH SHIELD	1	1	1
3	15364	BOLT, 3/8" X 1-1/4" HHCS GR5 ZP	11	11	11
4	15057	BOLT, 3/8" X 1" CARRIAGE NC GR5 ZP	3	3	3
5	15437	BOLT, 3/8" X 2-3/4" HHCS NC GR5 ZP	1	1	1
6	15031	WASHER, 3/8" FLAT ZP	15	15	15
7	15051	NUT, 3/8" SERRATED FLANGE NC ZP	15	15	15
8	15498	KEY, 5/16" SQUARE X 1-1/2"	3	3	3
9	23512	WELDMENT, JD RIGHT HAND DRIVE SHAFT 6"	1		
	23513	WELDMENT, JD RIGHT HAND DRIVE SHAFT 9"		1	
	23514	WELDMENT, JD RIGHT HAND DRIVE SHAFT 12"			1
10	23118	SHAFT, SLIP CLUTCH - ROUND (15.38")	1	1	1
11	20031	MOUNT, BEARING	1	1	1
12	23147	MOUNT, BRACKET	1	1	1
13	17061	BEARING, 1.25" ID X 72MM SPH. W/COL	1	1	1
14	17060	FLANGETTE, 72MS ROUND 3 BIT, ZP	2	2	2
15	15055	NUT, 3/4" NF CASTLE ZP	2	2	2
16	15068	PIN, 5/32" X 1 1/4" COTTER ZP	2	2	2
17	15036	WASHER, 3/4" USS ZP	2	2	2
18	15474	KEY, 1/4" X 7/8", WOODRUFF	2	2	2
19	25853-00	CLUTCH, SLIP (1-3/8" X 1-3/8")	1	1	1
A	0032-0272-00	SPRING, SLIP CLUTCH 1/2" X 1" X 1"	6	6	6
B	0104-0040-00	SCREW, 3/8-16 X 1", SET, SQUARE HEAD CUP PT	2	2	2
C	0104-0120-00	SCREW, 3/8-16 X 1-1/2", SET, SQUARE CUP	2	2	2
D	0481-0029-17	CLUTCH, PRESSURE PLATE	1	1	1
E	0483-0006-00	DISC, FIBER FRICTION CLUTCH	2	2	2
F	15049	NUT, 1/2" CENTERLOCK GRB ZP	6	6	6
G	15097	WASHER, 1/2" SAE FLAT ZP	6	6	6
H	15173	BOLT, 1/2" X 3-1/4" HHCS GR5 ZP	6	6	6
J	25852-12	WELDMENT, SLIP CLUTCH HUB	1	1	1
K	26027-12	HUB, SLIP CLUTCH 1-3/8" B	1	1	1
20	23502	SHAFT, GEARBOX DRIVE JD (22.25")	1	1	1
21	23622	MOUNT, BRACKET	1	1	1
22	23627	WELDMENT, SHIELD	1	1	1
23	21238	SHIELD, DRIVE SHAFT	1	1	
	23140	SHIELD, DRIVE SHAFT - 22"			1



RIGHT HAND DRIVE KIT, 18' - 24' HEADERS (24051)			
ITEM	PART NUMBER	DESCRIPTION	QTY
1		(SEE DRIVELINE OPTIONS, PAGES 56-57)	
2	23502	SHAFT, GEARBOX DRIVE JD (22.25")	1
3	15498	KEY, 5/16" SQUARE X 1-1/2"	2
4	24039	ASSEMBLY, SHIELD MOUNT PLATE	1
5	15402	NUT, 5/16" TINNEMAN U-TYPE	3
6	24037-12	SHIELD, SLIP CLUTCH	1
7	15013	BOLT, 1/2" X 1-1/4" HHCS NC GR5 ZP	2
8	15097	WASHER, 1/2" SAE FLAT ZP	2
9	15003	BOLT, 5/16" X 3/4" HHCS GR5 ZP	3
10	15250	WASHER, 5/16" FLAT ZP	3
11	22717	WELDMENT, DRIVER	1
12	22777	WELDMENT, SLIP CLUTCH SHIELD	1
13	23118	SHAFT, SLIP CLUTCH, ROUND, 15.38"	1
14	17061	BEARING, 1.25" ID X 72MM SPH. W/COL	1
15	20031	MOUNT, BEARING	1
16	23147	MOUNT, BRACKET	1
17	17060	FLANGETTE, 72MS ROUND 3BIT, ZP	2
18	15055	NUT, 3/4" NF CASTLE ZP	2
19	15036	WASHER, 3/4" USS ZP	2
20	15068	PIN, 5/32" X 1-1/4" COTTER ZP	2
21	15474	KEY, 1/4" X 7/8", WOODRUFF	2
22	15006	BOLT, 3/8" X 1" HHCS GR5 ZP	9
23	15057	BOLT, 3/8" X 1" CARRIAGE NC GR5 ZP	3
24	15031	WASHER, 3/8" FLAT ZP	10
25	15051	NUT, 3/8" SERRATED FLANGE NC ZP	13
26	15437	BOLT, 3/8" X 2-3/4" HHCS NC GR5 ZP	1
27	24492-12	BRACKET, DRIVELINE SUPPORT	1



RIGHT HAND DRIVE KIT, 25' & 30' HEADERS (ROUNDSHAFT)				
ITEM	PART NUMBER	DESCRIPTION	24103 JD 25' QTY	24053 JD 30' QTY
1	15003	BOLT, 5/16" X 3/4" HHCS GR5 ZP	3	3
2	15006	BOLT, 3/8" X 1" HHCS GR5 ZP	9	9
3	15031	WASHER, 3/8" FLAT ZP	10	10
4	15036	WASHER, 3/4" USS ZP	2	2
5	15051	NUT, 3/8" SERRATED FLANGE NC ZP	13	13
6	15055	NUT, 3/4 NF CASTLE ZP	2	2
7	15057	BOLT, 3/8" X 1" CARRIAGE NC GR5 ZP	3	3
8	15068	PIN, 5/32" X 1-1/4" COTTER ZP	2	2
9	15250	WASHER, 5/16" FLAT ZP	3	3
10	15437	BOLT, 3/8" X 2-3/4" HHCS NC GR5 ZP	1	1
11	15474	KEY, 1/4" X 7/8", WOODRUFF	2	2
12	15498	KEY, 5/16" SQUARE X 1-1/2"	2	2
13	17059	BEARING, 1-3/8" INSERT SA20722FP	1	1
14	17060	FLANGETTE, 72MS ROUND 3BIT, ZP	2	2
15	17061	BEARING, 1-1/4" ID X 72MM SPH. W.COL	1	1
16	20031	MOUNT, BEARING	1	1
17	22717	WELDMENT, DRIVER	1	1
18	22777	WELDMENT, SHIELD, SLIP CLUTCH	1	1
19	23118	SHAFT, SLIP CLUTCH, ROUND, 15.38"	1	1
20	23141	SHIELD, DRIVE SHAFT, 36"	1	
	21240	SHIELD, DRIVE SHAFT		1
21	23147	MOUNT, BRACKET	1	1
22	(SEE DRIVELINE OPTIONS, PAGES 56-57)			
23	24037-12	SHIELD, SLIP CLUTCH	1	1
24	24039	ASSEMBLY, SHIELD MOUNT PLATE	1	1
25	15402	NUT, 5/16" TINNEMAN U-TYPE	3	3
26	24102	SHAFT, GEARBOX DRIVE, 35.50"	1	
	24040	SHAFT, GEARBOX DRIVE, 65"		1
27	24492-15	BRACKET, DRIVELINE SUPPORT	1	1

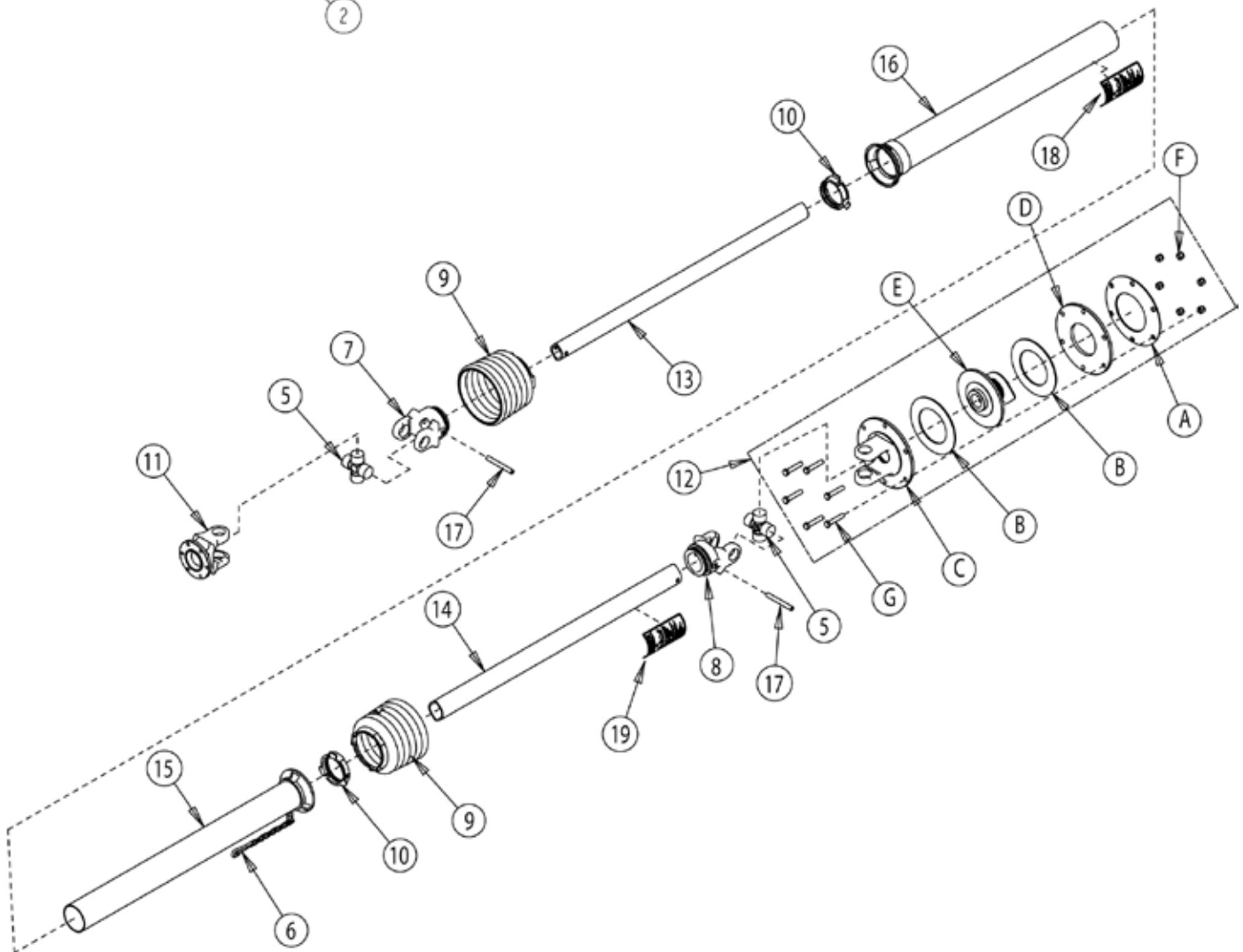
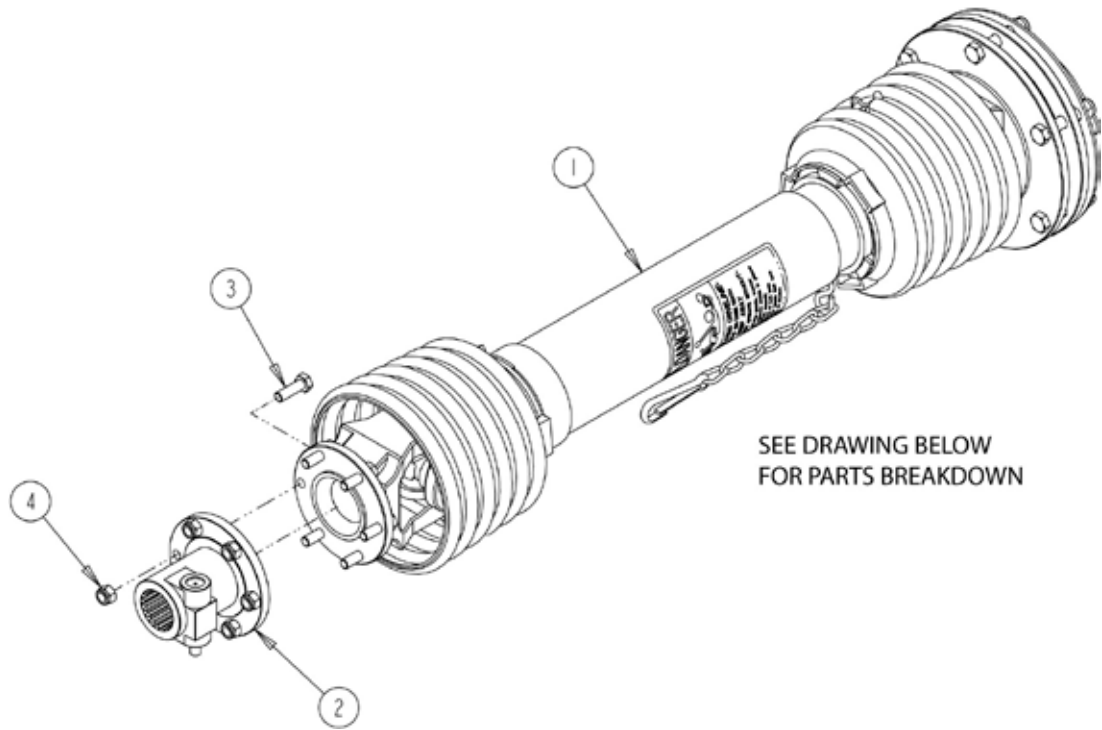


		COMBINE PTO/HEADER WIDTH									
		HEX COMBINE PTO (ALL HEADERS)		21 SPLINE COMBINE PTO							
				200 & 900 SERIES HEADERS		900F SERIES HEADERS		600 SERIES HEADERS			
		18'-20'	22'-30'	18'	20'-30'	18', 22'	20'	25'	30'	20'	22'-35'
DRIVELINE PART #	24027	X									
	24028		X								
	24033			X		X				X	
	24034				X		X				X
	53193-00*							X			
	29985-00*								X		

*SEE PAGES 58-59 FOR PART #'S 53193-00 & 29985-00

DRIVELINE/C-FLANGE ASSEMBLY						
ITEM	PART NUMBER	DESCRIPTION	24027 SHORT QTY	24028 LONG QTY	24033 SHORT QTY	24034 LONG QTY
1	13911-00	COUNTER FLANGE, 1-1/8", HEX, W/QD	1	1		
	13914-00	COUNTER FLANGE, 1-3/8", 21 SPLINE, W/QD			1	1
2	15070	SCREW, 3/8" X 1" SQUARE HEAD SET	1	1	1	1
3	15219	BOLT, 5/16" X 1" HHCS NC GR5 ZP	6	6	6	6
4	15256	SCREW, 3/8" X 3/4" SQUARE HEAD SET ZP	1	1	1	1
5	15356	NUT, 5/16" NE NYLOCK ZP	6	6	6	6
6	16934	HEADER DRIVELINE W/CLUTCH (S) (SEE TABLE BELOW)	1		1	
	16935	HEADER DRIVELINE W/CLUTCH (L) (SEE TABLE BELOW)		1		1

DRIVELINE SERVICE PARTS				
ITEM	PART NUMBER	DESCRIPTION	16934 QTY	16935 QTY
7	0883-0120-00	KIT, CROSS AND BEARING W-2400	2	2
8	12209	CHAIN, SAFETY	1	1
9	12210	DECAL, OUT	1	1
10	12211	DECAL, IN	1	1
11	12215	YOKE, INBOARD 1B	1	1
12	12218	YOKE, INBOARD 2A	1	1
13	12220	CONE, 6 RIB SAFETY	2	2
14	12223	RING, SC25, BEARING	2	2
15	14714-00	YOKE, FLANGE	1	1
16	14722-00	CLUTCH, FRICTION (INCLUDES ITEMS A-J)	1	1
A	14061-00	SPRING, BELVILLE (WALTERSCHEID)	1	1
B	14062-00	SET, FRICTION DISC (WALTERSCHEID)	1	1
C	14720-00	YOKE, FLANGE	1	1
D	14721-00	HUB, CLUTCH	1	1
E	14736-00	PLATE, THRUST	1	1
F	15647	NUT, M10 X 1.5 HEX NYLOCK TYP NE YZP	6	6
G	15747-00	BOLT, M10 X 1.5 X 50 CLASS 8.8 HCPS	6	6
H	15748-00	BOLT, M12 X 1.75 X 65 CLASS 8.8 HCPS	1	1
J	15749-00	NUT, M12 X 1.75 HEX NYLOCK TYPE NE YZP	1	1
17	14728-00	PROFILE, INNER 1B, (SHORT)	1	
	14732-00	PROFILE, INNER 1B, (LONG)		1
18	14729-00	PROFILE, OUTER 2A, (SHORT)	1	
	14733-00	PROFILE, OUTER 2A, (LONG)		1
19	14730-00	TUBE, INNER SHIELD, (SHORT)	1	
	14734-00	TUBE, INNER SHIELD, (LONG)		1
20	14731-00	TUBE, OUTER SHIELD, (SHORT)	1	
	14735-00	TUBE, OUTER SHIELD, (LONG)		1
21	15575	PIN, M10 X 80, SPRING	2	2

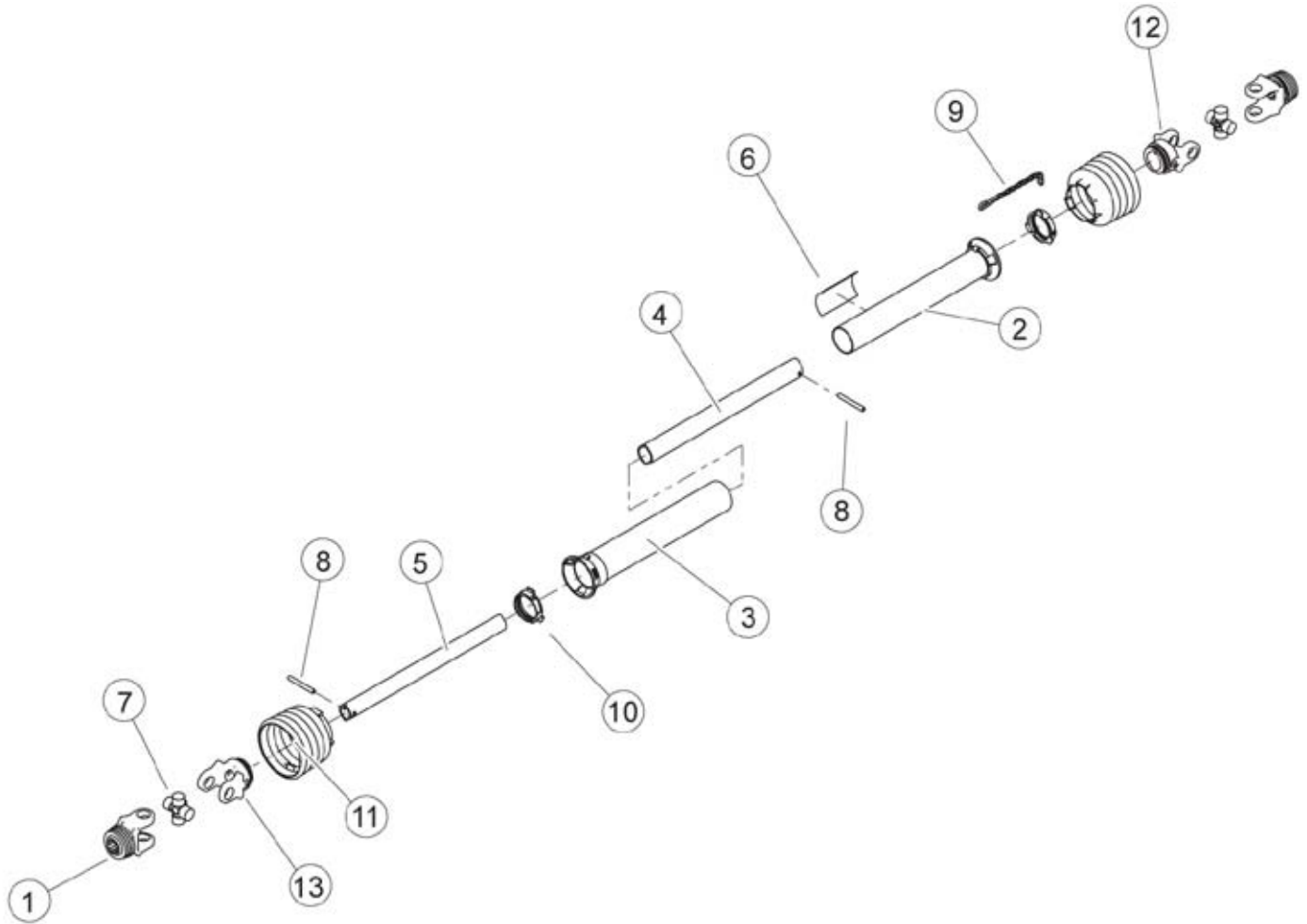


		COMBINE PTO/HEADER WIDTH									
		HEX COMBINE PTO (ALL HEADERS)		21 SPLINE COMBINE PTO							
				200 & 900 SERIES HEADERS		900F SERIES HEADERS				600 SERIES HEADERS	
		18'-20'	22'-30'	18'	20'-30'	18', 22'	20'	25'	30'	20'	22'-35'
DRIVELINE PART #	24027*	X									
	24028*		X								
	24033*			X		X				X	
	24034*				X		X				X
	53193-00							X			
	29985-00								X		

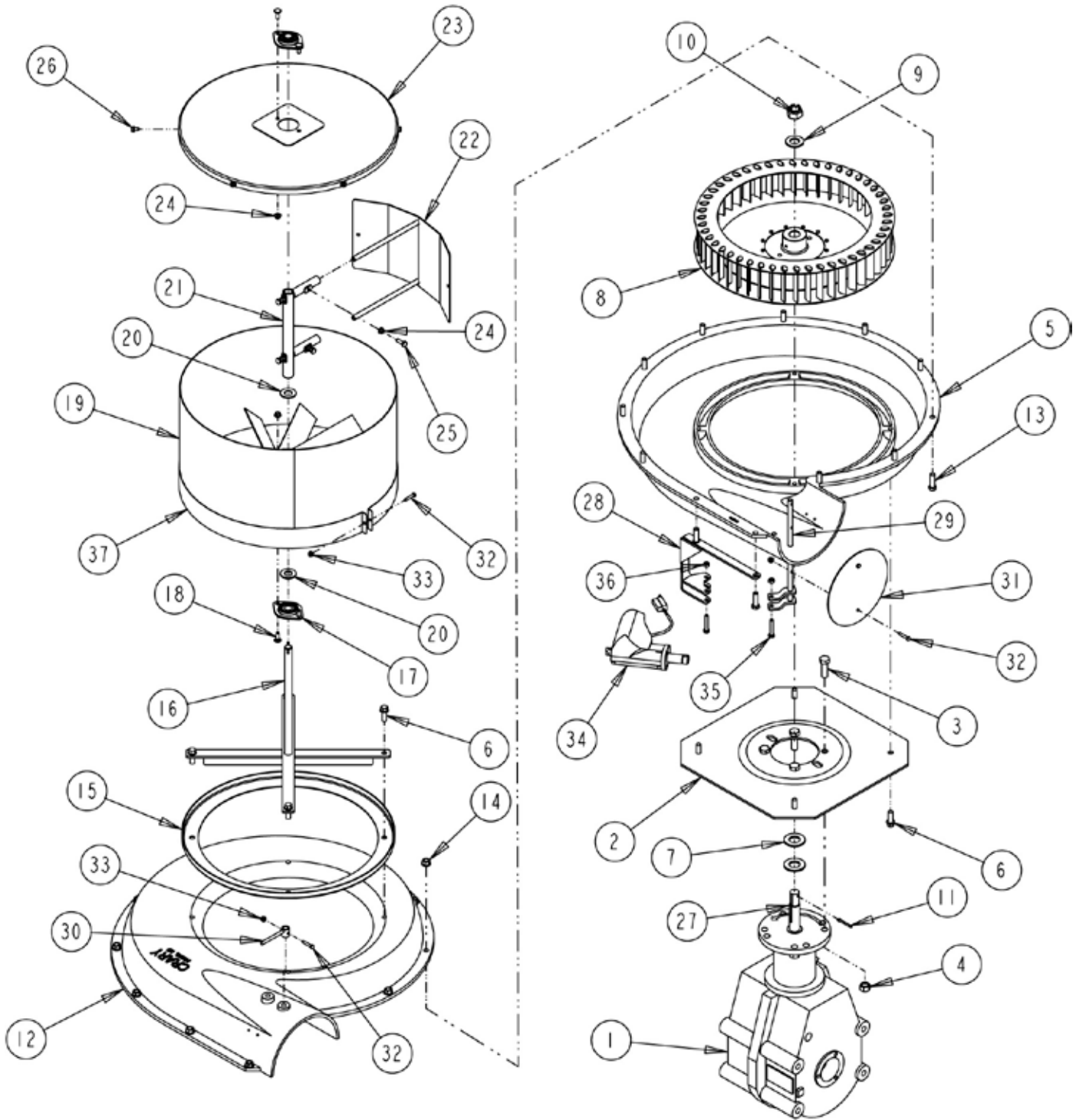
*SEE PAGES 56-57 FOR PART #S 24027, 24028, 24033 & 24034

DRIVELINE/C-FLANGE ASSEMBLY				
ITEM	PART NUMBER	DESCRIPTION	53193-00 QTY	29985-00 QTY
1	14388-00	ASSEMBLY, DRIVELINE/CLUTCH 1-3/8 6 SPLINE (SEE TABLE BELOW)	1	
	14389-00	ASSEMBLY, DRIVELINE/CLUTCH 1-3/8 6 SPLINE (SEE TABLE BELOW)		1
2	13914-00	COUNTER FLANGE, 1-3/8 21 SPLINE 6 BOLT	1	1
3	15219	BOLT, 5/16 X 1" GR5 HHCS NC ZP	6	6
4	15356	NUT, 5/16" NE NYLOCK ZP	6	6

DRIVELINE SERVICE PARTS				
ITEM	PART NUMBER	DESCRIPTION	14388-00 QTY	14389-00 QTY
5	0883-0120-00	KIT, CROSS AND BEARING W-2400	2	2
6	12209	SAFETY CHAIN	1	1
7	12215	YOKE, INBOARD 1B	1	1
8	12218	YOKE, INBOARD 1A	1	1
9	12220	CONE, 6 RIB SAFTEY	2	2
10	12223	RING, SC25 BEARING	2	2
11	14714-00	YOKE, FLANGE	1	1
12	14744-00	CLUTCH, FRICTION (INCLUDES ITEMS BELOW)	1	1
A	14061-00	SPRING, BELVILLE (WSCHIED)	1	1
B	14062-00	SET, FRICTION DISC	1	1
C	14720-00	YOKE, FLANGE	1	1
D	14736-00	PLATE, THRUST	1	1
E	14737-00	HUB, CLUTCH	1	1
F	15647	NUT, M10 X 1.5 HEX NYLOCK TYPE NE	6	6
G	15747-00	BOLT, M10 X 1.5 X 50 CLASS 8.8 HC	6	6
	14738-00	BACK-UP RING (NOT SHOWN)	1	1
	14739-00	BALL, CLUTCH (NOT SHOWN)	3	3
	14740-00	SPRING, COMPRESSION (NOT SHOWN)	1	1
	14741-00	COLLAR, LOCK (NOT SHOWN)	1	1
	14742-00	RING, BACKUP (NOW SHOWN)	1	1
	14743-00	RING, SNAP (NOT SHOWN)	1	1
13	14728-00	PROFILE, INNER 1B (SHORT)	1	
	14732-00	PROFILE, INNER 1B (LONG)		1
14	14729-00	PROFILE, OUTER 2A (SHORT)	1	
	14733-00	PROFILE, OUTER 2A (LONG)		1
15	14730-00	TUBE, INNER SHIELD (SHORT)	1	
	14734-00	TUBE, INNER SHIELD (LONG)		1
16	14731-00	TUBE, OUTER SHIELD (SHORT)	1	
	14735-00	TUBE, OUTER SHIELD (LONG)		1
17	15575	PIN, M10 X 80 SPRING	2	2
18	12210	DECAL, OUT	1	1
19	12211	DECAL, IN	1	1

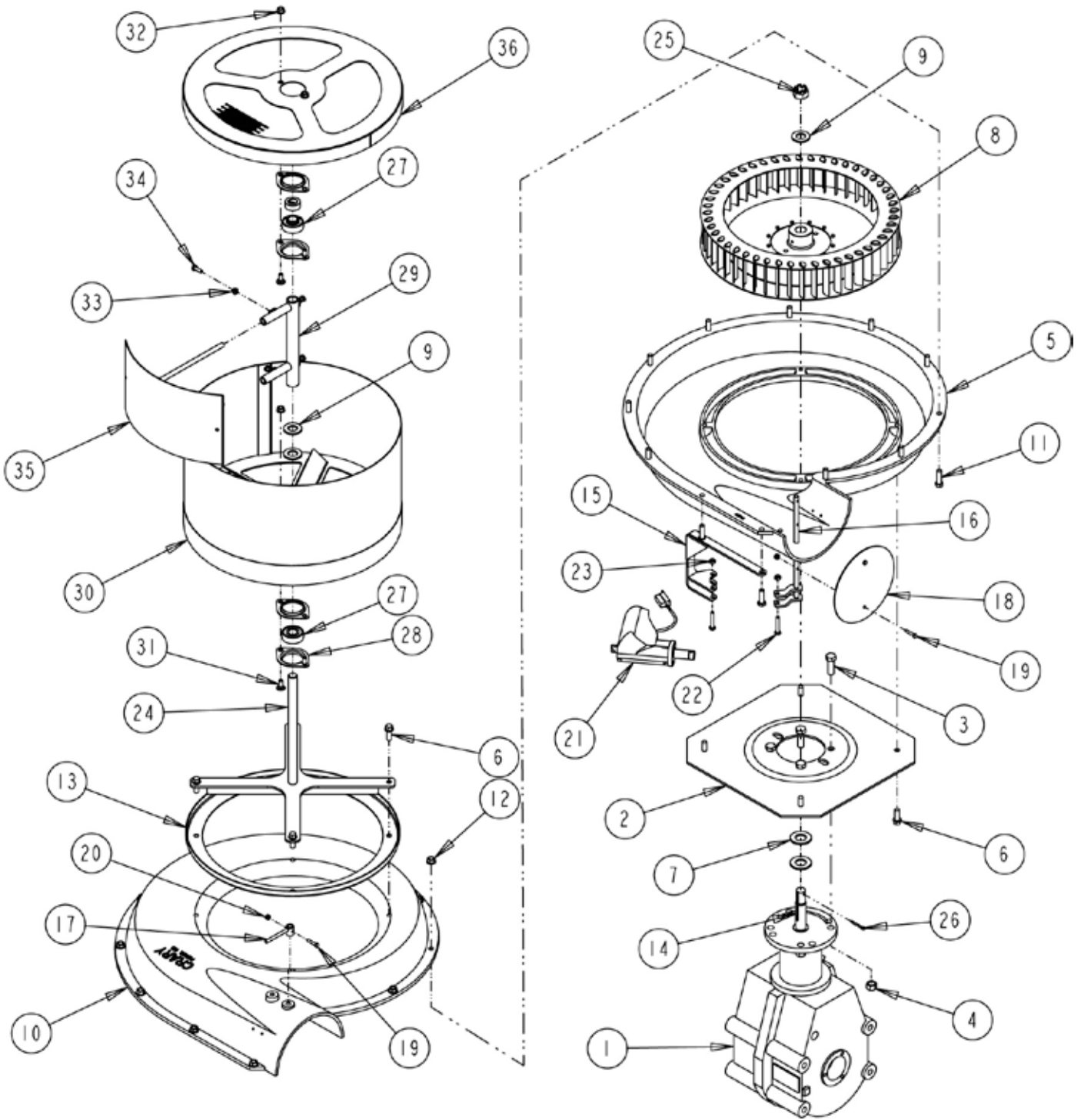


DRIVELINE, HEADER SECONDARY (18978-00)			
ITEM	PART NUMBER	DESCRIPTION	QTY
1	12196	YOKE, 1-3/8" 6 SPLINE	2
2	18976-00	TUBE, INNER SHIELD RND	1
3	18975-00	TUBE, OUTER SHIELD OVAL	1
4	18974-00	PROFILE, OUTER 1	1
5	18973-00	PROFILE, INNER OV	1
6	12210	DECAL, OUT	1
7	0883-0121-00	KIT, CROSS AND BEARING W -2300	2
8	15573	PIN, M10 X 65 SPRING	2
9	12209	CHAIN, SAFETY	1
10	12208	RING, SC15 BEARING	2
11	12205	CONE, 5 RIB SHIELD	2
12	12201	YOKE, INBOARD 1	1
13	12198	YOKE, INBOARD OV	1
	15574	SCREW, WS365305 (NOT SHOWN)	2
	12211	DECAL, IN (NOT SHOWN)	1



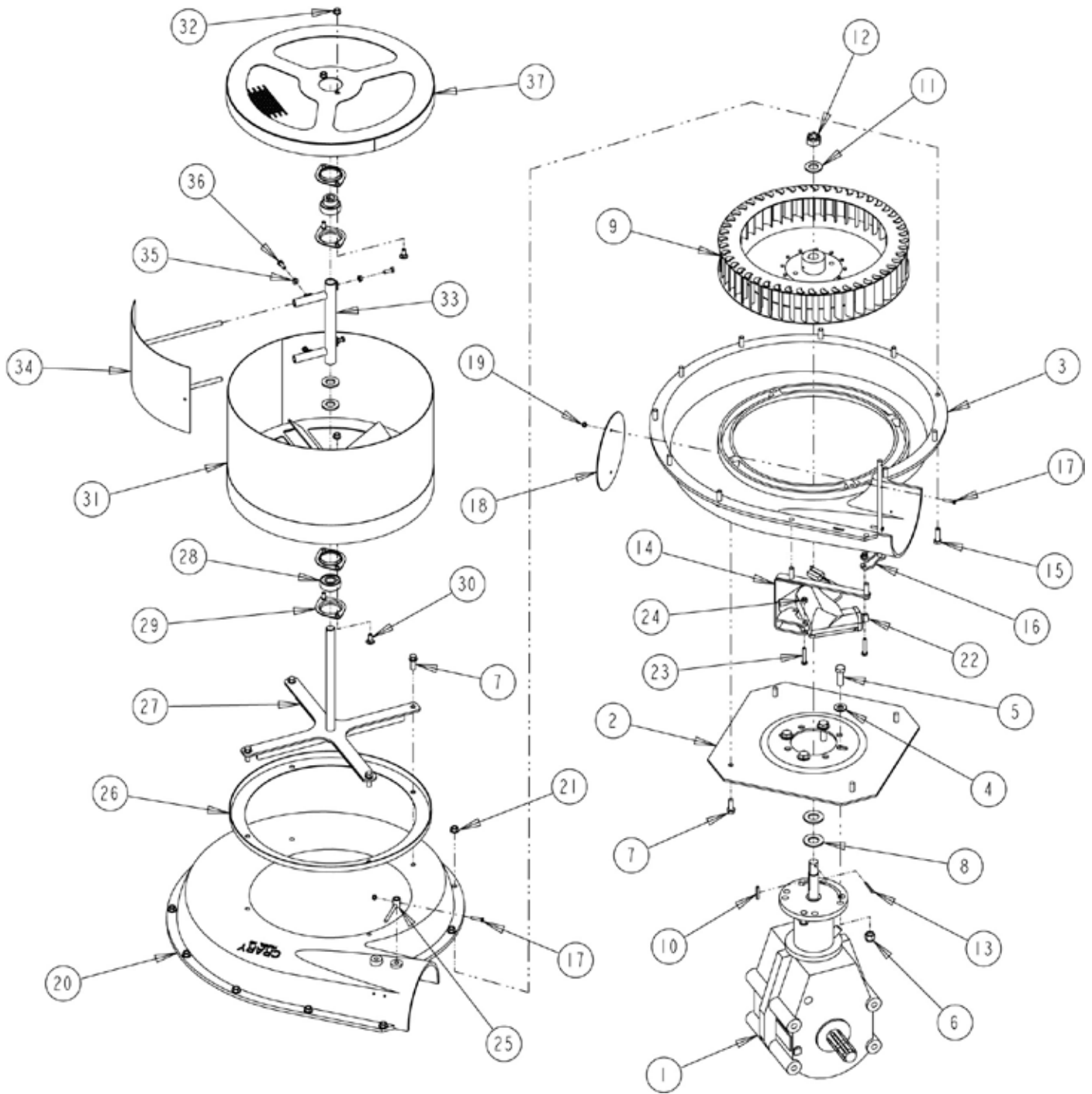
GEARBOX GEAR RATIO	APPLICABLE MODELS
8.831:1	4400-8820 COMBINE WITH 200 OR 900 SERIES HEADER ALL JOHN DEERE COMBINES WITH 600 SERIES HEADER
9.37:1	9000 SERIES COMBINE WITH 200 OR 900 SERIES HEADER

GEARBOX/FAN				
ITEM	PART NUMBER	DESCRIPTION	GEAR RATIO	
			8.831:1 (22759)	9.37:1 (22760)
1	22326	GEARBOX, 8.831:1 (SEE PAGES 66-67)	1	
	22327	GEARBOX, 9.37:1 (SEE PAGES 66-67)		1
2	21445	HUB/MOTOR MOUNT PLATE (8 IN. -B PILOT)	1	1
3	15014	BOLT, 1/2 X 1-1/2 HEX HD	4	4
4	15049	NUT, 1/2 CENTERLOCK GRB ZP	4	4
5	21193	8" FAN RH SIDE W/ BUTTERFLY	1	1
6	15076	BOLT, 3/8 X 1 THREAD CUT	8	8
7	15099	WASHER, 7/8 SAE FLAT	2	2
8	14056-00	FAN ROTOR, 16.5" X 3" CW 7/8 STL.	1	1
9	15098	WASHER, 3/4 SAE FLAT	1	1
10	15055	NUT, SPINDLE CASTLE	1	1
11	15068	PIN, 5/32 X 1-1/4 COTTER	2	2
12	21194	8" FAN LH SIDE W/ BUTTERFLY	1	1
13	15364	BOLT, 3/8 NC X 1-1/4 HEX HD	12	12
14	15051	NUT, 3/8 SERR FLANGE	12	12
15	22655	BASE	1	1
16	23152	WELDMENT, BASE STRAP	1	1
17	16449	BEARING, 5/8" 2-BOLT FLNG.	2	2
18	15238	BOLT, 1/4 X 3/4" CRG	4	4
19	23161	WELDMENT, SCREEN/BLADE	1	1
20	15129	WASHER, 5/8 SAE FLAT	2	2
21	23155	WELDMENT, PIVOT	1	1
22	23158	WELDMENT, SCREEN CLEANER	1	1
23	23163	WELDMENT, SCREEN CAP	1	1
24	15053	NUT, 1/4 SERR FLANGE	8	8
25	15001	BOLT, 1/4 X 3/4 HEX HD	4	4
26	15095	SCREW, NO. 14 X 1/2" TAPPING HWH ZP	6	6
27	7022	KEYSTOCK, 3/16"	1	1
28	25644-12	WELDMENT, ACTUATOR MOUNT	1	1
29	25641-12	WELDMENT, VALVE ACTUATOR	1	1
30	25638-35	WELDMENT, INDICATOR	1	1
31	21444	PLATE, LARGE BUTTERFLY	1	1
32	15552	BOLT, #10-24 X 1 IN. GR8 HCPS PLAIN	4	4
33	15397	NUT, #10 X 24 NYLOCK	4	4
34	13460-00	ACTUATOR, 2" STROKE WARNER	1	1
35	15342	BOLT, 1/4 X 1-1/2" HCS G5 ZP	2	2
36	15087	NUT, 1/4" CENTERLOCK	2	2
37	25592-12	WRAP, ROTARY SCREEN	1	1

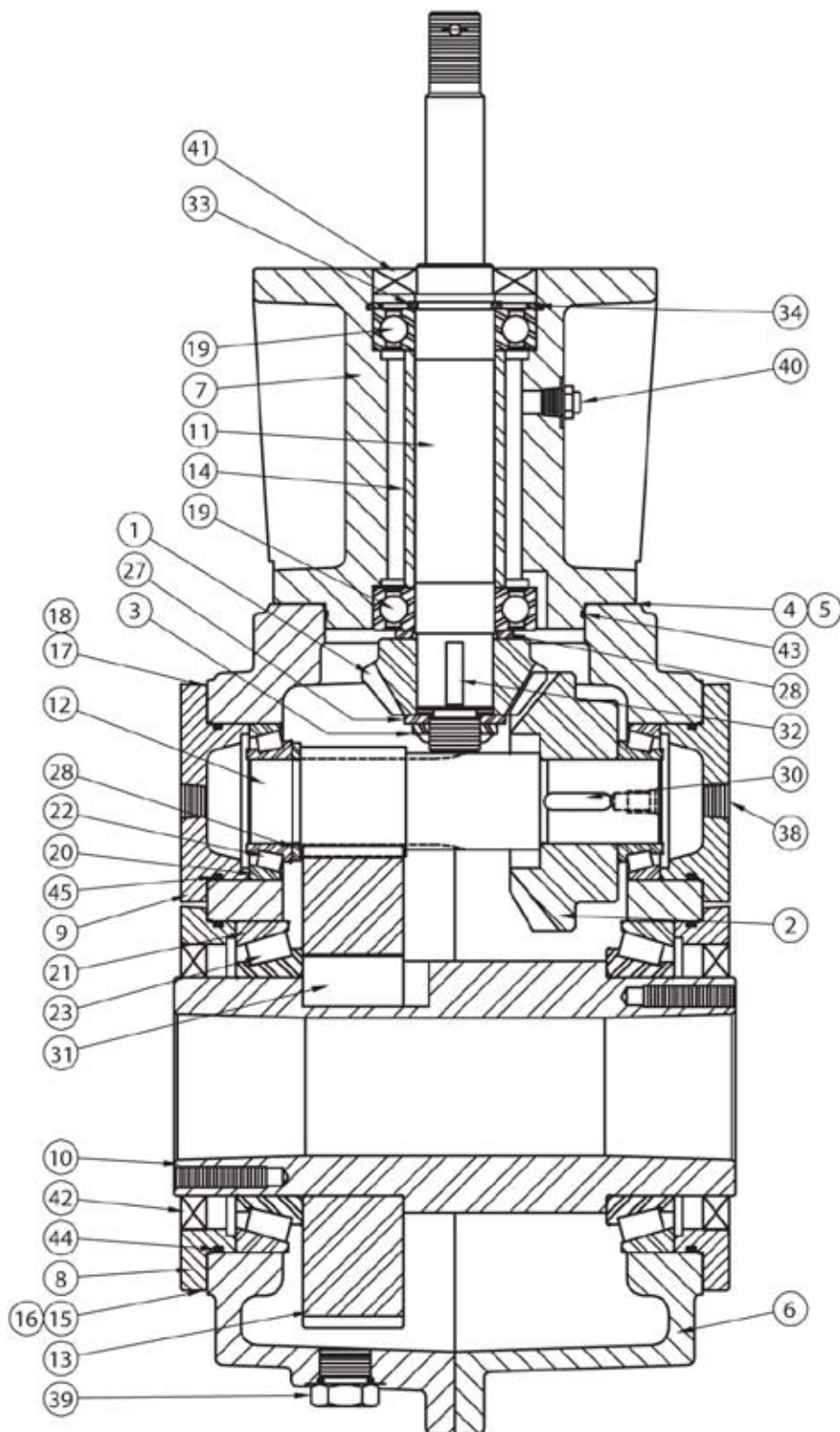


GEARBOX GEAR RATIO	APPLICABLE MODELS
8.831:1	4400-8820 COMBINE WITH 200 OR 900 SERIES HEADER ALL JOHN DEERE COMBINES WITH 600 SERIES HEADER
9.37:1	9000 SERIES COMBINE WITH 200 OR 900 SERIES HEADER

GEARBOX/FAN				
ITEM	PART NUMBER	DESCRIPTION	GEAR RATIO	
			8.831:1 (22759)	9.37:1 (22760)
1	22326	GEARBOX, 8.831:1 (SEE PAGES 66-67)	1	
	22327	GEARBOX, 9.37:1 (SEE PAGES 66-67)		1
2	21445	HUB/MOTOR MOUNT PLATE (8 IN. -B PILOT)	1	1
3	15014	BOLT, 1/2" X 1-1/2" HEX HD	4	4
4	15049	NUT, 1/2" CENTERLOCK GRB ZP	4	4
5	21193	8" FAN RH SIDE W/ BUTTERFLY	1	1
6	15076	BOLT, 3/8" X 1 THREAD CUT	8	8
7	15099	WASHER, 7/8 SAE FLAT	2	2
8	14056-00	FAN ROTOR, 16.5" X 3" CW, 7/8 STL	1	1
9	15098	WASHER, 3/4 SAE FLAT	3	3
10	21194	8" FAN LH SIDE W/ BUTTERFLY	1	1
11	15364	BOLT, 3/8 NC X 1-1/4 HEX HD	12	12
12	15051	NUT, 3/8 SERR FLANGE	12	12
13	22655	BASE	1	1
14	7022	KEYSTOCK, 3/16"	1	1
15	25644-12	WELDMENT, ACTUATOR MOUNT	1	1
16	25641-12	WELDMENT, VALVE ACTUATOR	1	1
17	25638-35	WELDMENT, INDICATOR	1	1
18	21444	PLATE, LARGE BUTTERFLY	1	1
19	15552	BOLT, #10-24 X 1 IN. GR8 HCPS PLAIN	3	3
20	15397	NUT, #10X24 NYLOCK	3	3
21	13460-00	ACTUATOR, 2" STROKE WARNER	1	1
22	15342	BOLT, 1/4 X 1-1/2 HCS G5 ZP	2	2
23	15087	NUT, 1/4" CENTERLOCK	2	2
24	29917-12	WELDMENT, 8" ROTARY SCREEN BASE STRAP	1	1
25	15055	NUT, HST SPINDLE CASTLE	1	1
26	15068	PIN, 5/32 X 1-1/4 COTTER	1	1
27	18998-00	BEARING, 3/4" ROUND INSERT	2	2
28	36008-00	FLANGETTE, 47MM 2 HOLE	4	4
29	29919-12	WELDMENT, PIVOT	1	1
30	53035-12	WELDMENT, ROTARY SCREEN (8"-RH)	1	1
31	15367	BOLT, 5/16 X 3/4 CRG	4	4
32	15351	NUT, 5/16 SERR FLANGE	4	4
33	15053	NUT, 1/4 SERR FLANGE	4	4
34	15001	BOLT, 1/4 X 3/4 HEX HD	4	4
35	29921-12	WELDMENT, 8" FAN SCREEN CLEANER	1	1
36	53048-12	WELDMENT, 8" FAN ROTARY SCREEN CAP	1	1



GEARBOX/FAN (29838-00)			
ITEM	PART NUMBER	DESCRIPTION	QTY
1	36007-00	GEARBOX, 1:9.375 W/ SPLINED SHAFT	1
2	21445	HUB/MOTOR MOUNT PLATE (8 IN. -B PILOT)	1
3	21193	8" FAN RH SIDE W/ BUTTERFLY	1
4	15097	WASHER, 1/2 SAE FLAT	4
5	15014	BOLT, 1/2 X 1-1/2 HEX HD	4
6	0101-0100-00	NUT, 1/2 NYLOCK	4
7	15076	BOLT, 3/8 X 1 THREAD CUT	8
8	15099	WASHER, 7/8 SAE FLAT	2
9	14056-00	FAN ROTOR, 16.5 X 3" CW, 7/8 STL.	1
10	7022	KEYSTOCK, 3/16"	1
11	15098	WASHER, 3/4 SAE FLAT	3
12	15055	NUT, HST SPINDLE CASTLE	1
13	15068	PIN, 5/32 X 1-1/4 COTTER	1
14	25644-12	WELDMENT, ACTUATOR MOUNT	1
15	15364	BOLT, 3/8 NC X 1-1/4 HEX HD	12
16	25641-12	WELDMENT, VALVE ACTUATOR	1
17	15552	BOLT, #10-24 X 1 IN. GR8 HCPS PLAIN	3
18	21444	PLATE, LARGE BUTTERFLY	1
19	15397	NUT, #10-24 NYLOCK	3
20	21194	8" FAN LH SIDE W/ BUTTERFLY	1
21	15051	NUT, 3/8 SERR FLANGE	12
22	13460-00	ACTUATOR, 2" STROKE WARNER	1
23	15342	BOLT, 1/4 X 1-1/2 HCS G5 ZP	2
24	15355	NUT, 1/4 NYLOCK	2
25	25638-35	WELDMENT, INDICATOR	1
26	22655	BASE, 8" ROTARY SCREEN	1
27	29917-12	WELDMENT, 8" ROTARY SCREEN BASE STRAP	1
28	18998-00	BEARING, 3/4" ROUND INSERT	2
29	36008-00	FLANGETTE, 47MM 2 HOLE	4
30	15367	BOLT, 5/16 X 3/4 CRG	4
31	53035-12	WELDMENT, 8" RH FAN ROTARY SCREEN ROLL	1
32	15351	NUT, 5/16 SERR FLANGE	4
33	29919-12	WELDMENT, PIVOT	1
34	29921-12	WELDMENT, 8" FAN SCREEN CLEANER	1
35	15053	NUT, 1/4 SERR FLANGE	4
36	15001	BOLT, 1/4 X 3/4 HEX HD	4
37	53048-12	WELDMENT, 8" FAN ROTARY SCREEN CAP	1



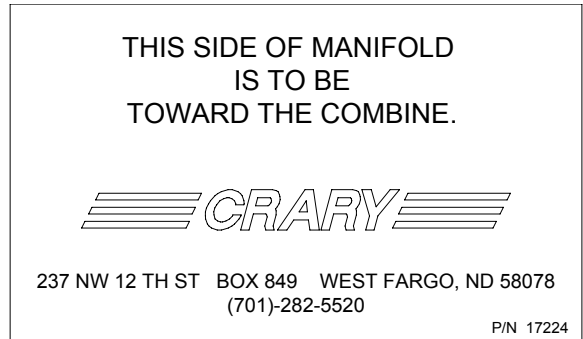
GEARBOX (REPLACEMENT PARTS)				
ITEM	PART NUMBER	DESCRIPTION	GEAR RATIO	
			8.831:1 (22326)	9.375:1 (22327)
1	16807	66 GEAR, SP BEV LH 19T	1	1
2	NPN	66 GEAR, SP BEV RH 29T	1	1
3	36222-00	NUT, LOCK 3/4" NF	1	1

GEARBOX (REPLACEMENT PARTS)				
ITEM	PART NUMBER	DESCRIPTION	GEAR RATIO	
			8.831:1 (22326)	9.375:1 (22327)
4	NPN	66 SHIM, .002 RED	2	2
5	NPN	66 SHIM, .005 BLUE	2	2
6	NPN	SPEC. HOUSING, SUB-ASSEMBLY	1	1
7	NPN	SPEC. HOUSING, PINION	1	1
8	NPN	SPEC. CAP, OPEN	2	2
9	NPN	SPEC. CAP, CLOSED	2	2
10	16821	SPEC. SLEEVE, INPUT	1	1
11	16820	SPEC. SHAFT, OUTPUT PINION	1	1
12	NPN	SPEC. GEAR INTG HEL LH 14T	1	1
13	NPN	SPEC. GEAR, HEL RH 81T	1	1
14	NPN	SPEC. SPACER	1	1
15	NPN	SPEC. SHIM, .002 RED	4	4
16	NPN	SPEC. SHIM, .005 BLUE	4	4
17	NPN	SPEC. SHIM, .002 RED	4	4
18	NPN	SPEC. SHIM, .005 BLUE	4	4
19	16815	BEARING, BALL 206NPP OR EQUIVALENT	2	2
20	0201-0077-00	BEARING, 2.328 X .465 CUP	2	2
21	16817	BEARING, CUP 27620 OR EQUIVALENT	2	2
22	0201-0078-00	BEARING, 1.250 X .660 CONE	2	2
23	16819	BEARING, CONE 27687 OR EQUIVALENT	2	2
24	NPN	SCREW, 3/8" X 1" NC HHCS GR5	4	4
25	NPN	SCREW, 5/16" X 1" NC HHCS GR5	20	20
26	NPN	SCREW, 3/8" X 1-1/4" NC HHCS GR5	8	8
27	NPN	WASHER, 3/4" X 1-1/2" X 1/8"	1	1
28	NPN	WASHER, 1-17/64" X 1-3/4" X 1/8"	2	2
29	NPN	NUT, 3/8" NC HEX	8	8
30	NPN	KEY, 1/4" SQUARE X 15/16" P&W	1	1
31	NPN	KEY, 3/4" SQUARE X 1-1/2" SQUARE END	1	1
32	NPN	KEY, 1/4" X 1" WOODRUFF	1	1
33	16814	RING, RETAINING 5160-118	1	1
34	NPN	RING, BEVELED RETAINING N5002-244	1	1
35	NPN	OIL, MOBILUBE SHC 75W-90	40	40
36	NPN	PLATE, NAME, CRARY	1	1
37	NPN	PAINT, FLAT BLACK	5.120	5.120
38	NPN	PLUG, PIPE SOCKET 1/4 NPT	2	2
39	NPN	PLUG, PIPE 1/2" O-RING BOSS	3	3
40	12904-00	PLUG, 1/8-27 VENTED PIPE	1	1
41	16625	SEAL, 472681 OR EQUIVALENT	1	1
42	16624	SEAL, 32395 OR EQUIVALENT	2	2
43	NPN	O-RING, -044	1	1
44	NPN	O-RING, -158	2	2
45	NPN	O-RING, -138	2	2
46	NPN	SCREW, 5/16" X 3/4" NC HHCS GR5	1	1
47	NPN	TAG, LUBRICATION	1	1
	16125	GEAROX SEAL AND SHIM KIT (NOT SHOWN)	1	1
	25319	GEARBOX, REBUILT (22326/8.83:1) (NOT SHOWN)	1	
	25320	GEARBOX, REBUILT (22327/9.37:1) (NOT SHOWN)		1
	16622	GEARBOX GEAR KIT (8.83:1) (NOT SHOWN)	1	
	16621	GEARBOX GEAR KIT (9.375:1) (NOT SHOWN)		1

1




2



3



4



5

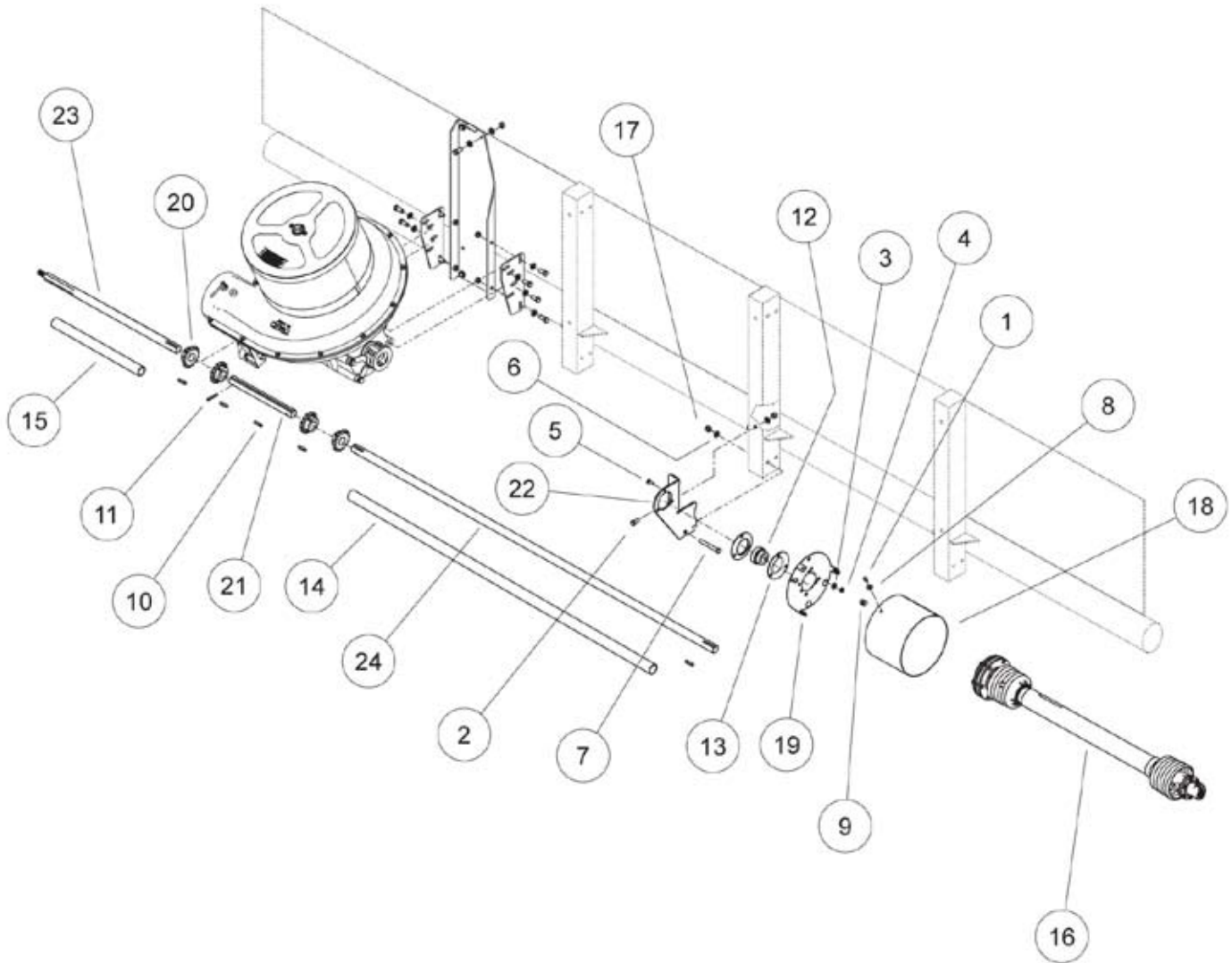


ITEM #	PART #	DESCRIPTION	QTY
1	11001	DECAL, CAUTION	1
2	17224	DECAL CTR MANIFOLD DIRECTION	1
3	11002	DECAL, WARNING	1
4	16722	AIR REEL STRIPING	NA
5	11012	DECAL, CRARY AIR REEL	1

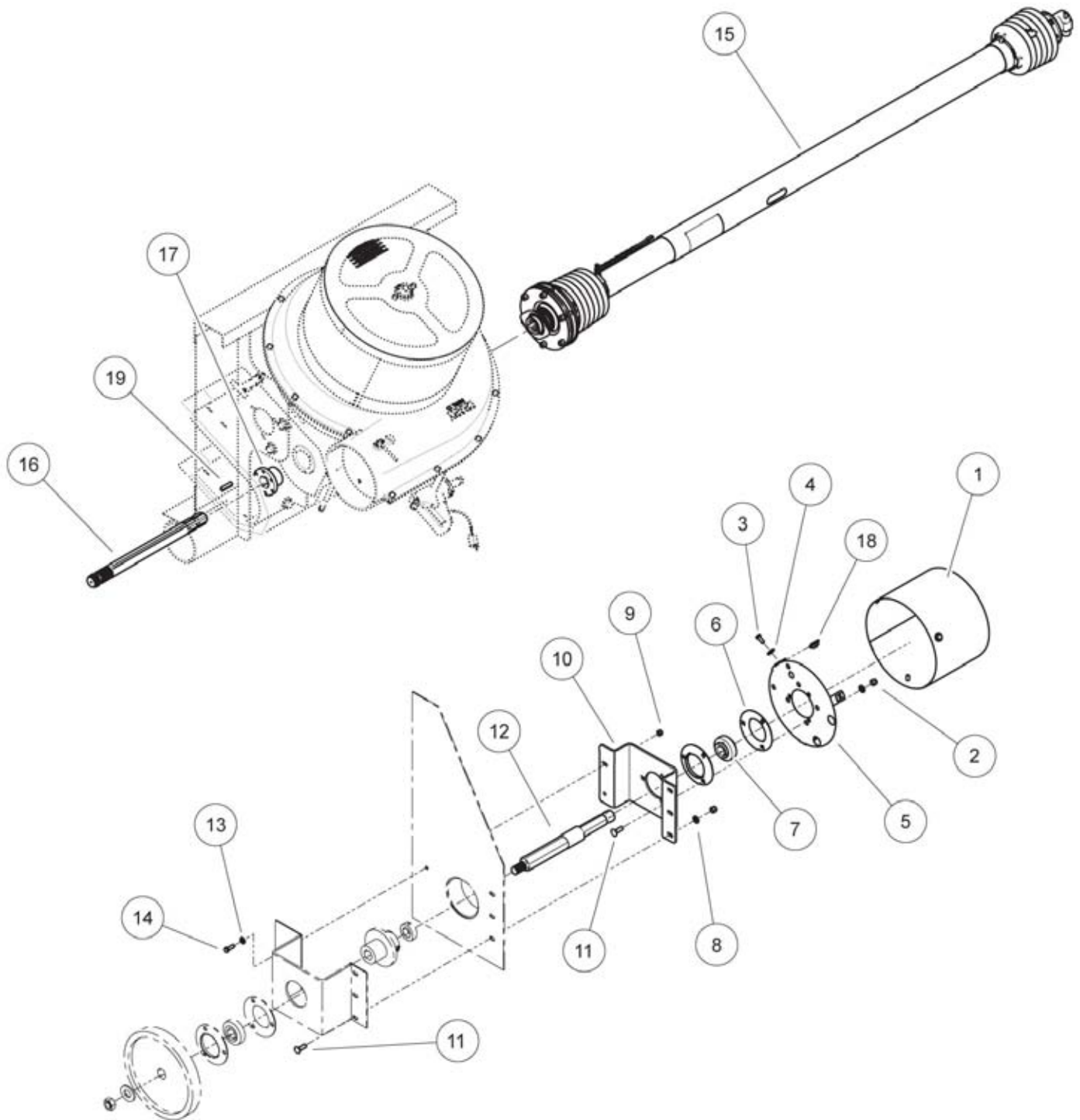


Parts Catalog Air Reel

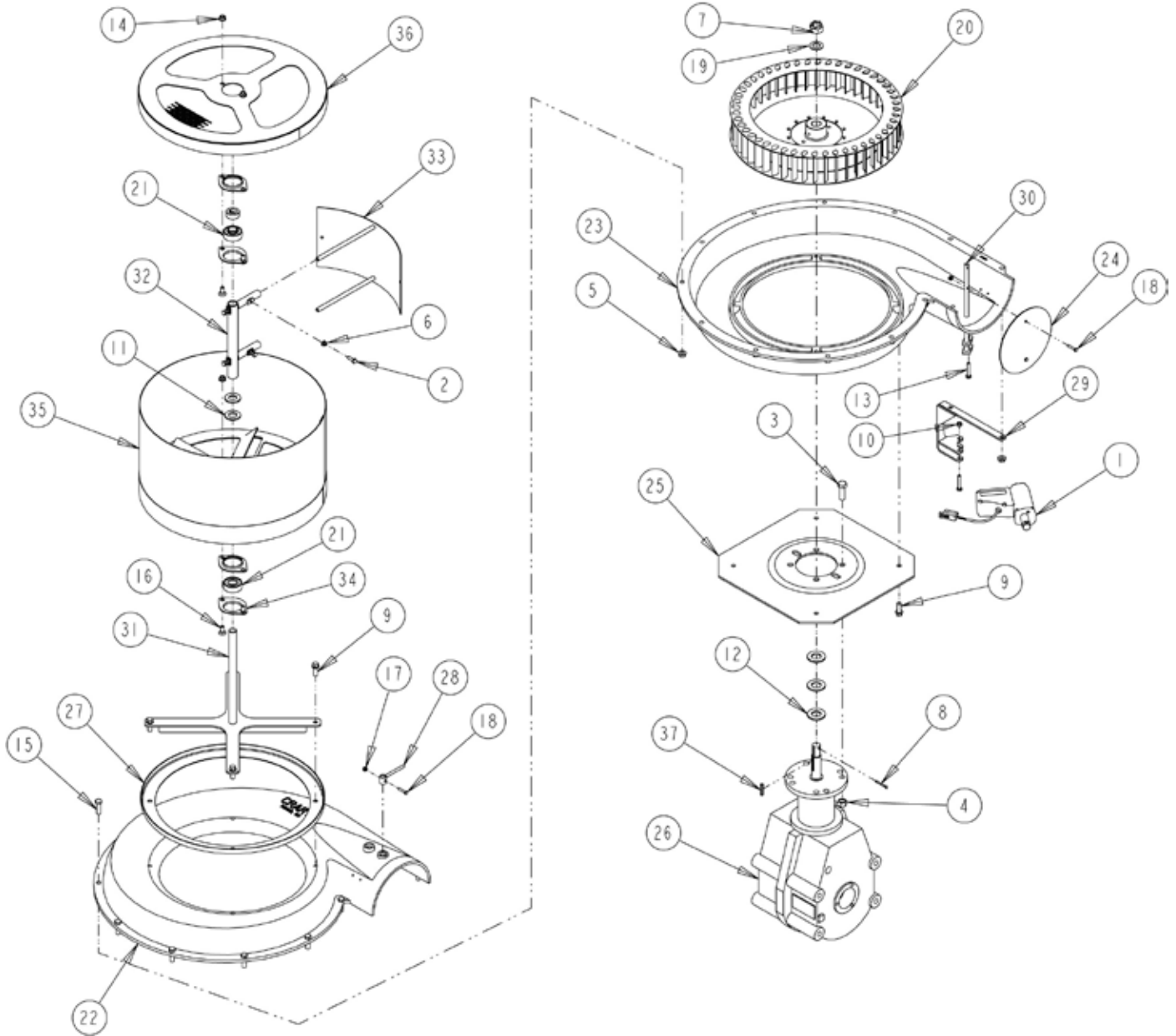
OPTIONS



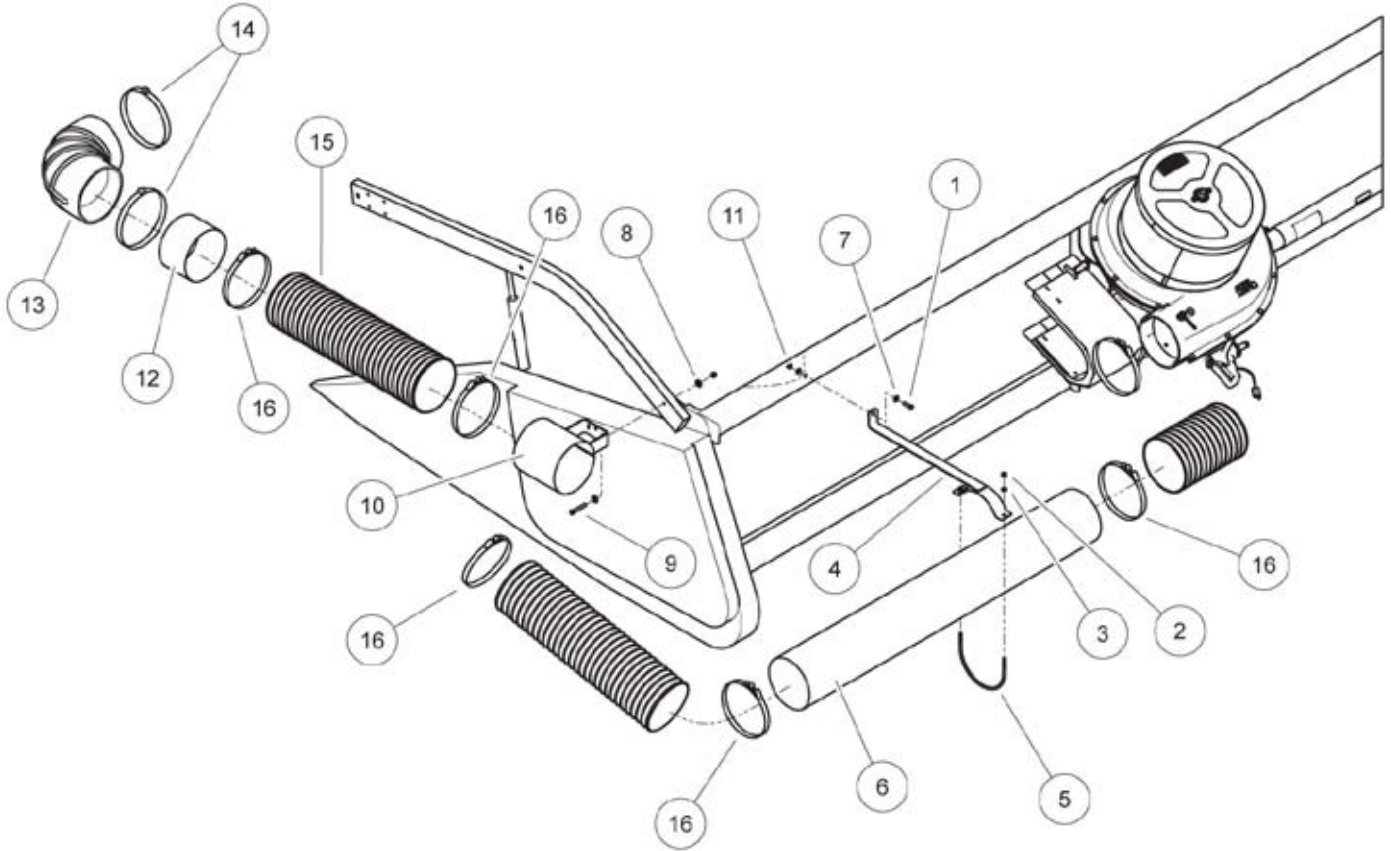
LEFT HAND DRIVE KIT, 600 SERIES (29460)			
ITEM	PART NUMBER	DESCRIPTION	QTY
1	15003	BOLT, 5/16 X 3/4" GR5 HEX HD ZP	3
2	15012	BOLT, 1/2 X 1" GR5 HEX CAPSCREW ZP	1
3	15031	WASHER, 3/8" FLAT ZP	3
4	15051	NUT, 3/8" SERRATED FLANGE NC ZP	3
5	15057	BOLT, CARRIAGE 3/8 X 1" GR5 NC ZP	3
6	15097	WASHER, 1/2" SAE FLAT ZP	3
7	15174	BOLT, 1/2 X 4" HEX CPS G5 ZP	2
8	15250	WASHER, 5/16" FLAT ZP	3
9	15402	NUT, 5/16-18" TINNERMAN U-TYPE	3
10	15498	KEY, 5/16 X 1-1/2" SQUARE	5
11	15580	ROLL PIN, 3/8 X 2-1/2"	4
12	17059	BEARING 1-3/8" INSERT SA20722FP	1
13	17060	FLANGETTE, 72MS RND 3BIT, ZP	2
14	21243	DRIVE SHAFT SHIELD	1
15	23140	DRIVE SHAFT SHIELD 22"	1
16	24034	DRIVELINE/ C-FLANGE ASSY. L(1-3/8") (SEE PAGES 54-55)	1
17	0101-0100-00	NUT, 1/2-13" UNC NYLOCK	3
18	24037-12	SLIP CLUTCH SHIELD	1
19	24039	SHIELD MOUNT PLATE ASSY.	1
20	24422-12	DRIVE SPROCKET, NO.60 X 14T	4
21	29093-00	DRIVESHAFT, GEARBOX	1
22	29373-12	BRACKET, BEARING MOUNT (LH)	1
23	29413-00	SHAFT, AUGER/SICKLE DRIVE (JD 635-LH)	1
24	29415-00	SHAFT, G-BOX DRIVE (JD 635-LH)	1
	12057	DBL ROLLER CHAIN, NO. 60 X 13 (NOT SHOWN)	2



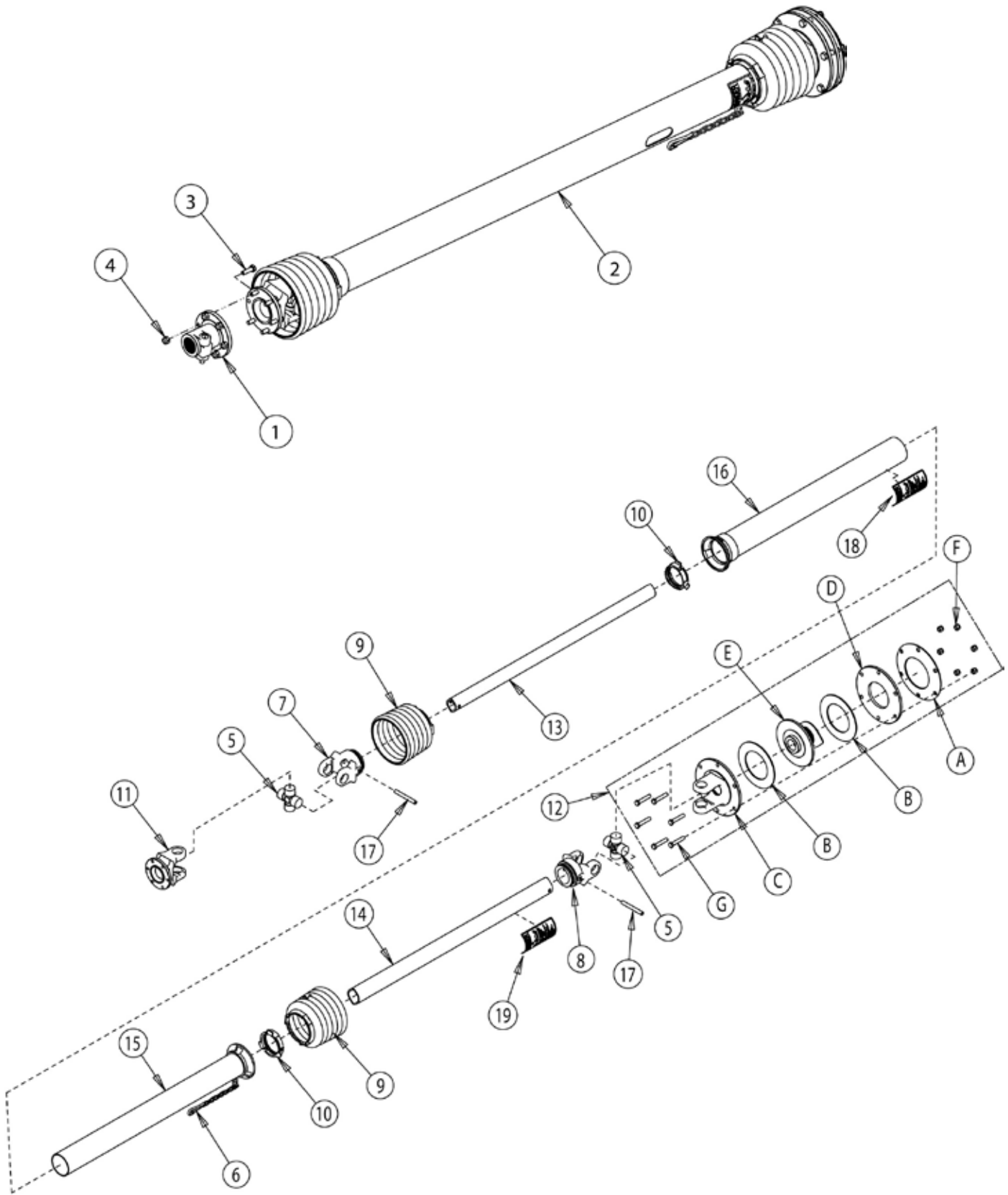
LEFT HAND DRIVE KIT JD 600 (29460)			
ITEM	PART NUMBER	DESCRIPTION	QTY
1	24037-12	SLIP CLUTCH SHIELD	1
2	15388	NUT, 3/8" NE NYLOCK ZP	7
3	15003	BOLT, 5/16 x 3/4" GR5 HEX HD ZP	3
4	15250	WASHER, 5/16" FLAT ZP	3
5	24039	SHIELD MOUNT PLATE	1
6	17060	FLANGETTE, 72MS RND 3BIT ZP	2
7	17062	BEARING, 1-1/8" HEX 207 KRRB9	1
8	15260	WASHER, 3/8" SAE FLAT ZP	8
9	15356	NUT, 5/16" NE NYLOCK ZP	2
10	53108-12	BRACKET, JD BEARING MOUNT	1
11	15378	BOLT, CARR 3/8 x 1-1/4" GR5 NC ZP	6
12	53103-00	SHAFT, AUGER/SICKLE DRIVE JD600	1
13	15416	WASHER, 5/16" SAE FLAT ZP	4
14	15219	BOLT, 5/16 x 1" GR5 HHCS NC ZP	2
15	29928-00	ASSEMBLY, DRIVELINE/C FLANGE 1-3/8" 21 SPLINE (SEE PAGES 78-79)	1
16	53101-00	SHAFT, 1-3/8" 6 TO 21 SPLINE	1
17	12457	BUSHING, SD 1-3/8"	2
18	15402	NUT, 5/16"-18 TINNEMAN U-TYPE	3
19	15498	KEY, 5/16 x 1-1/2" SQUARE	2



GEARBOX/FAN (26892-00)			
ITEM	PART NUMBER	DESCRIPTION	QTY
1	13460-00	ACTUATOR, 2" STROKE WARNER	1
2	15001	BOLT, 1/4 X 3/4 HEX HD	4
3	15014	BOLT, 1/2 X 1-1/2 HEX HD	4
4	15049	NUT, 1/2 CENTERLOCK GRB ZP	4
5	15051	NUT, 3/8 SERR FLANGE	12
6	15053	NUT, 1/4 SERR FLANGE	4
7	15055	NUT, HST SPINDLE CASTLE	1
8	15068	PIN, 5/32 X 1-1/4 COTTER	1
9	15076	BOLT, 3/8 X 1 THREAD CUT	8
10	15087	NUT, 1/4" CENTERLOCK	2
11	15098	WASHER, 3/4 SAE FLAT	2
12	15099	WASHER, 7/8 SAE FLAT	3
13	15342	BOLT, 1/4 X 1-1/2 HCS G5 ZP	2
14	15351	NUT, 5/16 SERR FLANGE	4
15	15364	BOLT, 3/8 NC X 1-1/4 HEX HD	12
16	15367	BOLT, 5/16 X 3/4 CRG	4
17	15397	NUT, #10-24 NYLOCK	3
18	15552	BOLT, #10-24 X 1 IN. GR8 HCPS PLAIN	3
19	15587	THRUST WASHER, 3/4 X 1-5/16 X .062	1
20	17705	FAN ROTOR, 16.5" X 3" CCW, 7/8 STL	1
21	18998-00	BEARING, 3/4" ROUND INSERT	2
22	21193	8" FAN RH SIDE W/ BUTTERFLY	1
23	21194	8" FAN LH SIDE W/ BUTTERFLY	1
24	21444	PLATE, LARGE BUTTERFLY	1
25	21445	HUB/MOTOR MOUNT PLATE (8 IN. -B PILOT)	1
26	22326	GEARBOX, FAR 8.831:1 (SEE PAGES 66-67)	1
27	22655	BASE	1
28	25638-35	WELDMENT, INDICATOR	1
29	25644-12	WELDMENT, ACTUATOR MOUNT	1
30	26383-12	WELDMENT, LH VALVE ACTUATOR	1
31	29917-12	WELDMENT, 8" ROTARY SCREEN BASE STRAP	1
32	29919-12	WELDMENT, PIVOT	1
33	29921-12	WELDMENT, 8" FAN SCREEN CLEANER	1
34	36008-00	FLANGETTE, 47MM 2 HOLE	4
35	53034-12	WELDMENT, ROTARY SCREEN (8"-LH)	1
36	53048-12	WELDMENT, 8" FAN ROTARY SCREEN CAP	1
37	7022	KEYSTOCK, 3/16"	1

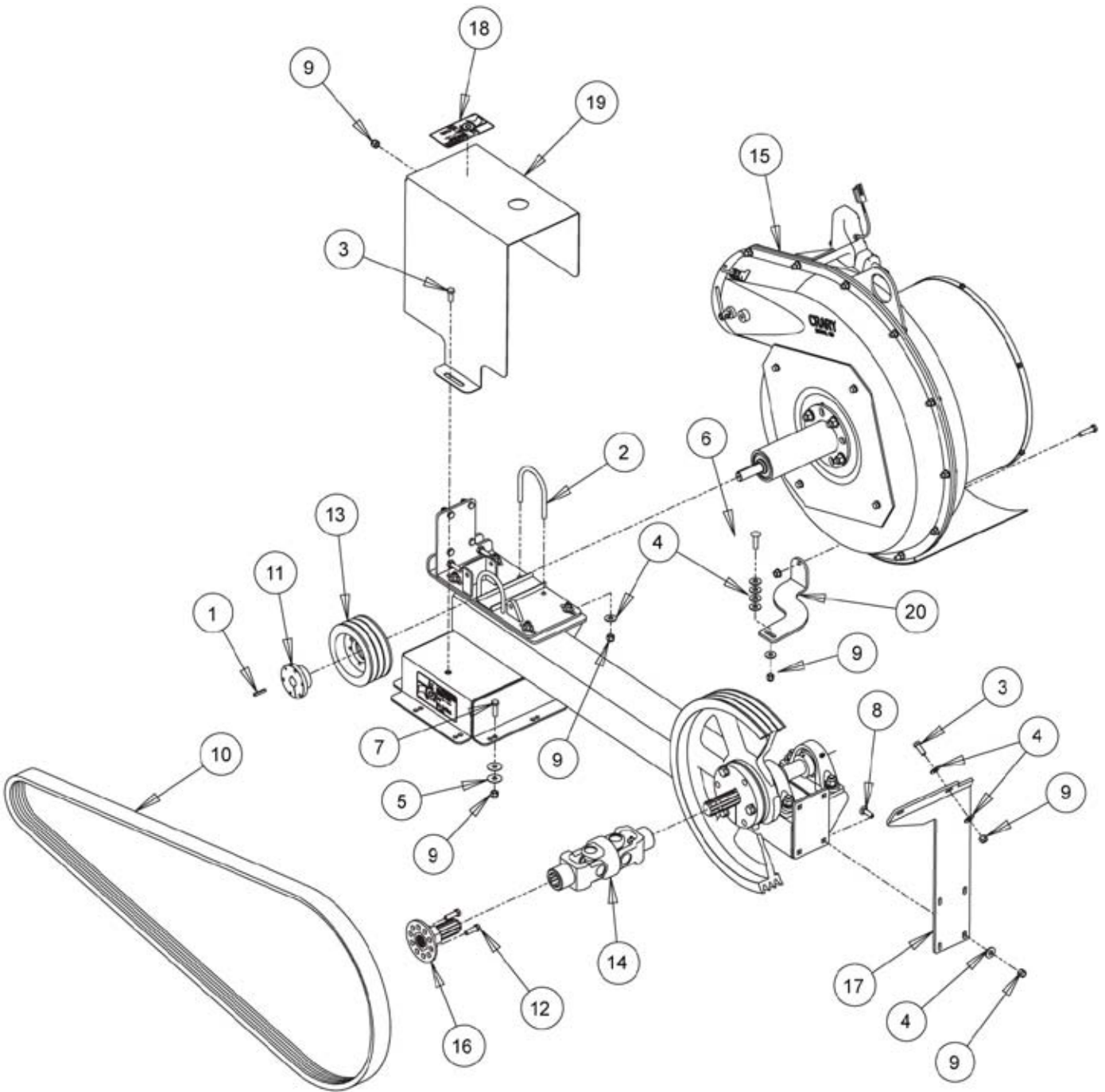


LH FAN HOSE ASSEMBLY			
ITEM	PART NUMBER	DESCRIPTION	QTY
1	15364	BOLT, 3/8 x 1-1/4" HEX HD GR5 ZP	1
2	15351	NUT, 5/16" SERR FLANGE NC ZP	2
3	15416	WASHER, 5/16" SAE FLAT ZP	2
4	53140-12	MANIFOLD MOUNT WELDMENT	1
5	15700-00	U-BOLT, 5/16-18 x 8.19 x 6.59	1
6	29638-33	HEADER/END MANIFOLD	1
7	15260	WASHER, 3/8" SAE FLAT ZP	2
8	15031	WASHER, 3/8" FLAT ZP	4
9	15116	BOLT, 3/8 x 2-1/2" GR5 HHCS ZP	2
10	25617-12	HOSE CONNECTOR WELDMENT	1
11	15388	NUT, 3/8" NE NYLOCK ZP	3
12	21512	BAND, ELBOW SUPPORT	1
13	17437	MANIFOLD, ELBOW -8"	1
14	16092	T-BOLT CLAMP 8-11/16"	2
15	17777	FLEX HOSE, 8" ID x 8'	1
16	16091	T-BOLT CLAMP 8-3/8"	5

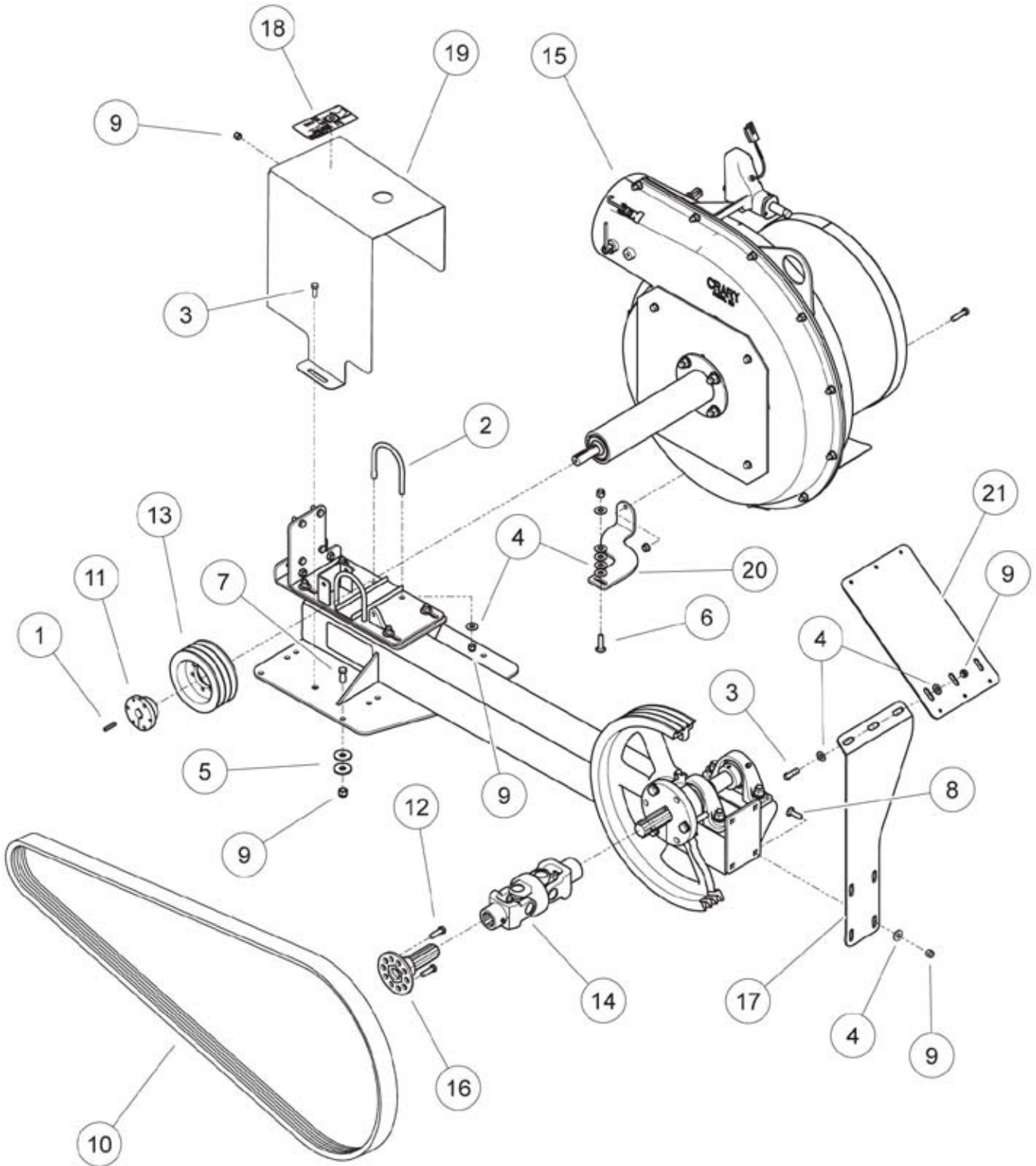


DRIVELINE/C-FLANGE ASSEMBLY (29928-00)			
ITEM	PART NUMBER	DESCRIPTION	QTY
1	13914-00	COUNTER FLANGE, 1-3/8" 21 SPLINE	1
2	18977-00	ASSEMBLY, DRIVELINE/CLUTCH 1-3/8" 6 SPLINE (SEE TABLE BELOW)	1
3	15219	BOLT, 5/16 X 1" GR5 HHCS NC ZP	6
4	15356	NUT, 5/16" NE NYLOCK ZP	6

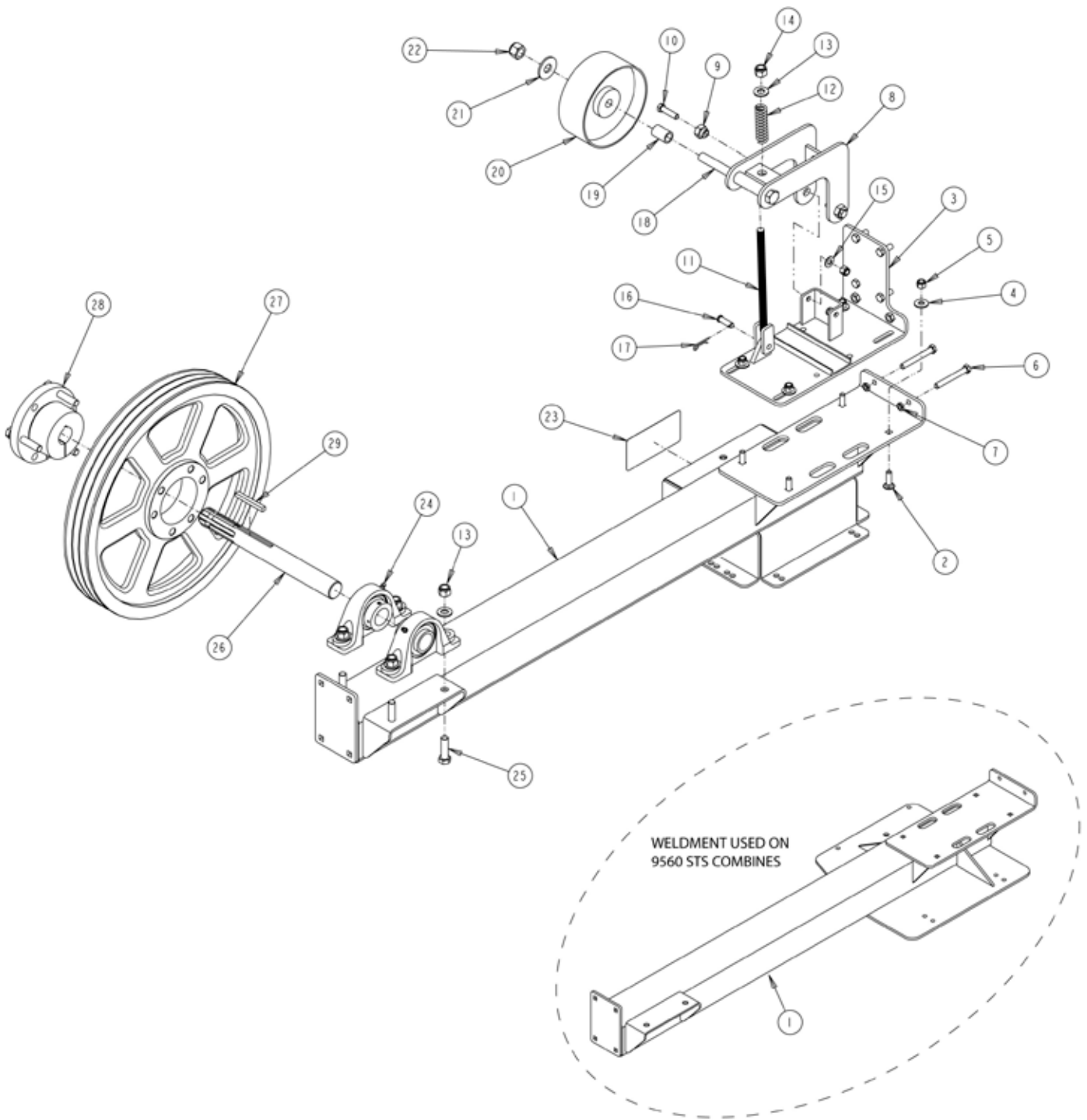
ASSEMBLY DRIVELINE/CLUTCH 1-3/8 6 SPLINE (18977-00)			
ITEM	PART NUMBER	DESCRIPTION	QTY
5	0883-0120-00	KIT, CROSS AND BEARING W-2400	2
6	12209	SAFETY CHAIN	1
7	18967-00	YOKE, INBOARD S4	1
8	18970-00	YOKE, INBOARD S5	1
9	12220	CONE, 6 RIB SAFTEY	2
10	12223	RING, SC25 BEARING	2
11	14714-00	YOKE, FLANGE	1
12	14744-00	CLUTCH, FRICTION (INCLUDES ITEMS BELOW)	1
A	14061-00	SPRING, BELVILLE (WSCHIED)	1
B	14062-00	SET, FRICTION DISC	1
C	14720-00	YOKE, FLANGE	1
D	14736-00	PLATE, THRUST	1
E	14737-00	HUB, CLUTCH	1
F	15647	NUT, M10 X 1.5 HEX NYLOCK TYPE NE	6
G	15747-00	BOLT, M10 X 1.5 X 50 CLASS 8.8 HC	6
	14738-00	BACK-UP RING (NOT SHOWN)	1
	14739-00	BALL, CLUTCH (NOT SHOWN)	3
	14740-00	SPRING, COMPRESSION (NOT SHOWN)	1
	14741-00	COLLAR, LOCK (NOT SHOWN)	1
	14742-00	RING, BACKUP (NOW SHOWN)	1
	14743-00	RING, SNAP (NOT SHOWN)	1
13	18968-00	PROFILE, INNER S4LGA	1
14	18969-00	PROFILE, OUTER S5L	1
15	18972-00	TUBE, INNER SHIELD RND.	1
16	18971-00	TUBE, OUTER SHIELD OVAL	1
17	15575	PIN, M10 X 80 SPRING	2
18	12210	DECAL, OUT	1
19	12211	DECAL, IN	1
	15574	SCREW, WS365305 (NOT SHOWN)	2



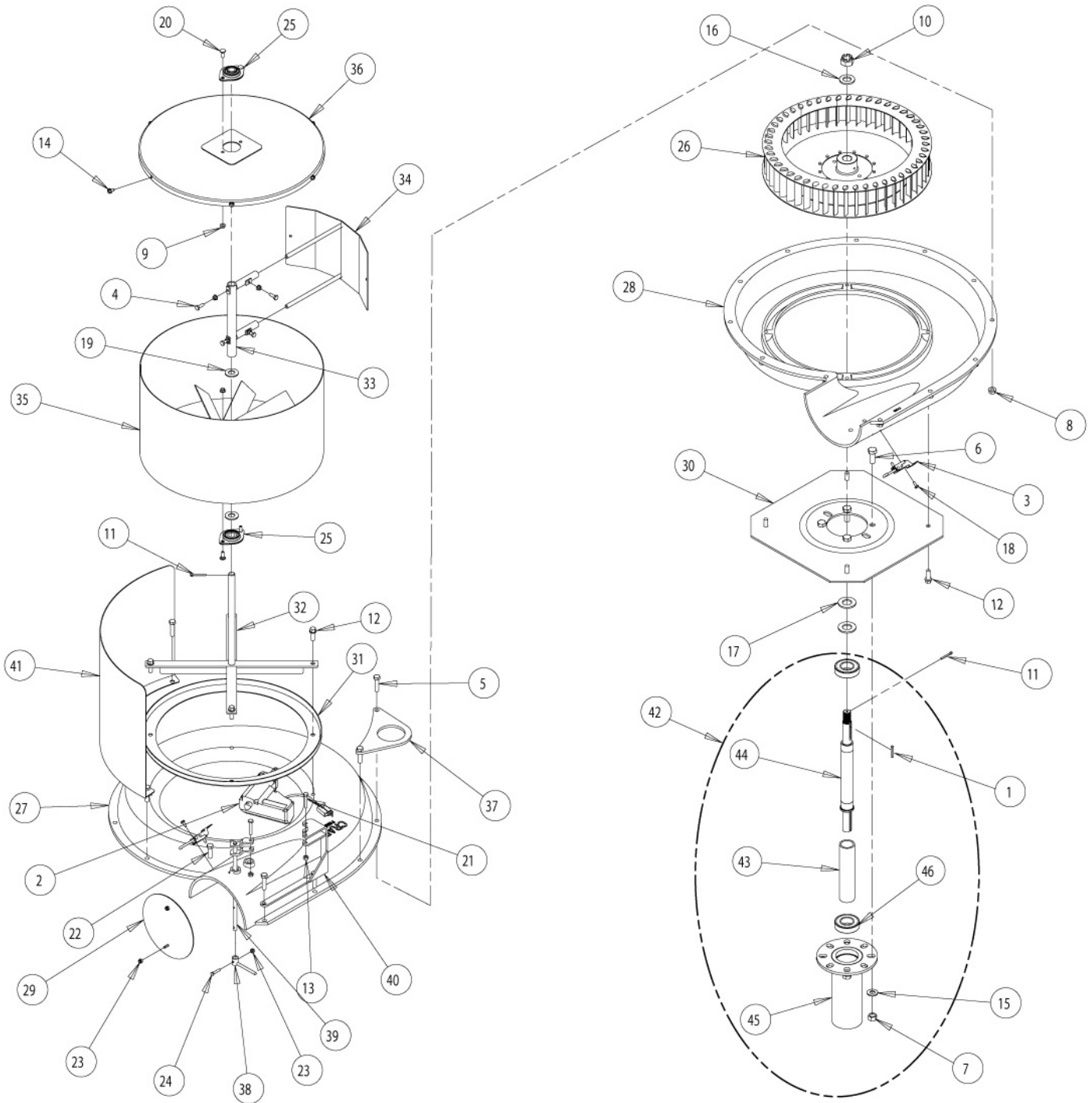
HIGH DRIVE KIT (29299)			
ITEM	PART NUMBER	DESCRIPTION	QTY
1	7022	KEY, 3/16 SQ X 1-1/4" PLAIN	1
2	13014	U-BOLT, FAN MOUNT 3/8 X 3 X 4" ZP	2
3	15006	BOLT, 3/8 X 1" HEX HD GR5 ZP	3
4	15031	WASHER, 3/8" FLAT ZP	16
5	15041	WASHER, 3/8" FENDER ZP	10
6	15058	BOLT CARR, 3/8 X 1-1/2" GR5 NC ZP	1
7	15364	BOLT, 3/8 X 1-1/4" HEX HD GR5 ZP	5
8	15378	BOLT CARR, 3/8 X 1-1/4" GR5 NC ZP	4
9	15388	NUT, 3/8" NE NYLOCK ZP	16
10	0405-0245-00	BELT, 3-5V1180	1
11	13993-00	BUSHING, 7/8" SDS QD	1
12	15812-00	BOLT, M12-1.75 X 25 HHCS GR8.8	2
13	18989-00	SHEAVE, 5V59-3	1
14	18990-00	DRIVELINE, COMBINE FAN (DBL.YOKE) (INCLUDES ITEMS BELOW)	1
	12196	YOKE, 1-3/8" 6 SPLINE	1
	0883-0121-00	KIT, CROSS & BEARING W-2300	2
	36019-00	YOKE, DOUBLE	1
	36020-00	YOKE, 1-3/8 6 SPLINE SLIP	1
15	27257-00	BELT DRIVE FAN ASSEMBLY (MED. HUB) (SEE PAGES 86-89)	1
16	29849-15	ADAPTER SHAFT WELDMENT	1
17	29861-15	PLATE, FRAME GUSSET	1
	29887-00	FAN DRIVE SHIELD ASSEMBLY (INCLUDES ITEMS 18-19)	1
18	0732-0301-00	DECAL, CAUTION BELT DRIVE (HOR)	1
19	29886-15	SHIELD, FAN DRIVE	1
20	29891-15	BRACKET, FAN SUPPORT	1
	21924	TUBE CAP -8" (NOTCHED) (NOT SHOWN)	1
	16091	T-BOLT CLAMP, 8-3/8" (NOT SHOWN)	1



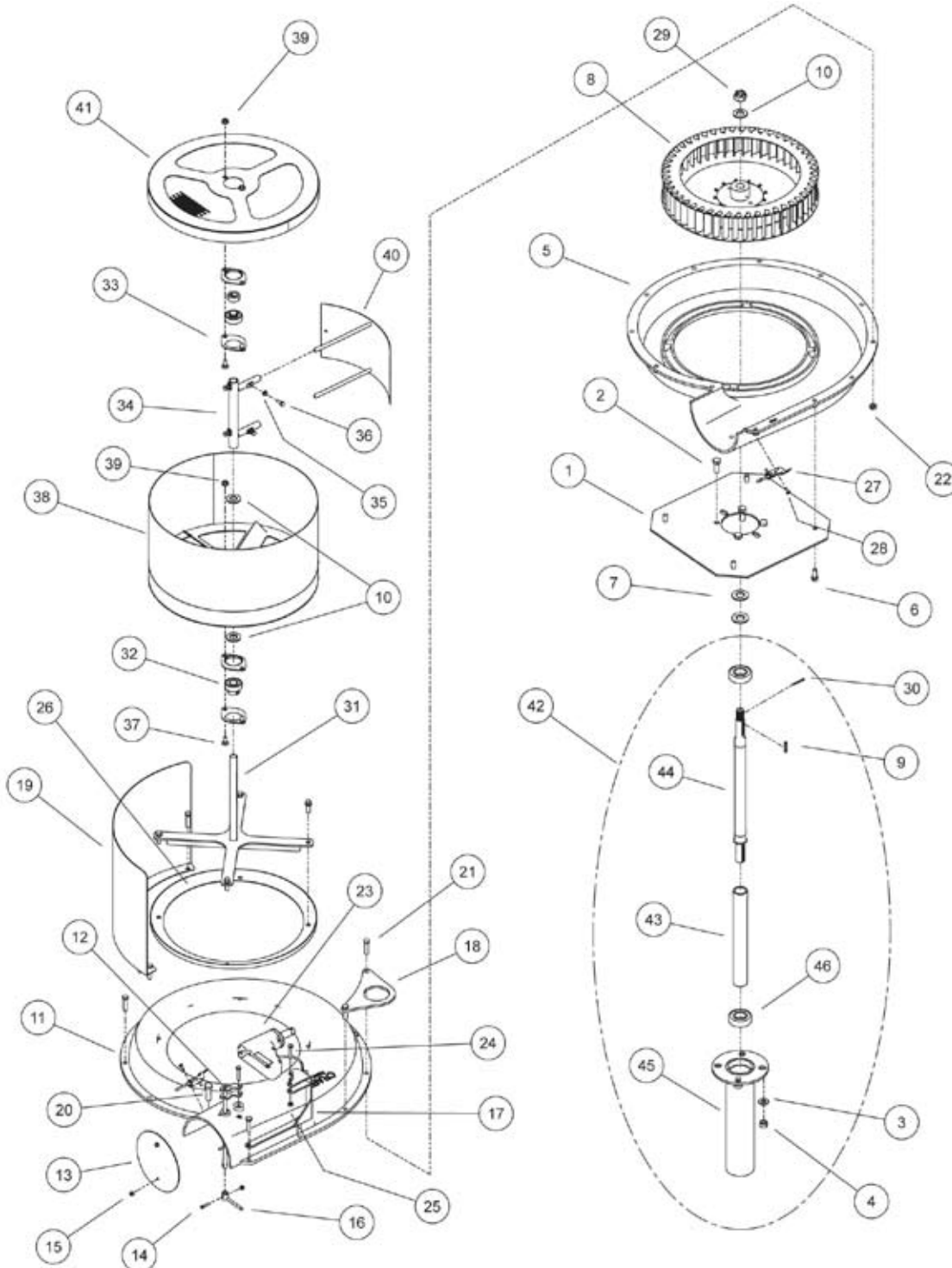
HI DRIVE KIT (53120)			
ITEM	PART NUMBER	DESCRIPTION	QTY
1	7022	KEY, 3/16 SQ X 1-1/4" PLAIN	1
2	13014	U-BOLT, FAN MOUNT 3/8 X 3 X 4" ZP	2
3	15006	BOLT, 3/8 X 1" HEX HD GR5 ZP	4
4	15031	WASHER, 3/8" FLAT ZP	26
5	15041	WASHER, 3/8" FENDER ZP	12
6	15058	BOLT CARR, 3/8 X 1-1/2" GR5 NC ZP	1
7	15364	BOLT, 3/8 X 1-1/4" HEX HD GR5 ZP	6
8	15378	BOLT CARR, 3/8 X 1-1/4" GR5 NC ZP	4
9	15388	NUT, 3/8" NE NYLOCK ZP	24
10	13531-00	BELT, 3-5VX1250	1
11	13993-00	BUSHING, 7/8" SDS QD	1
12	15812-00	BOLT, M12-1.75 X 25 HHCS GR8.8	2
13	18989-00	SHEAVE, 5V5.9-3 GROOVE SDS	1
14	18990-00	DRIVELINE, COMBINE FAN (DBL.YOKE) (INCLUDES ITEMS BELOW)	1
	12196	YOKE, 1-3/8" 6 SPLINE	1
	0883-0121-00	KIT, CROSS & BEARING W-2300	2
	36019-00	YOKE, DOUBLE	1
	36020-00	YOKE, 1-3/8 6 SPLINE SLIP	1
15	53091-00	BELT DRIVE FAN ASSEMBLY (13" HUB) (SEE PAGES 88-89)	1
16	53121-15	ADAPTER SHAFT WELDMENT	1
17	53083-15	PLATE, FRAME SUPPORT	1
	29887-00	FAN DRIVE SHIELD ASSEMBLY (INCLUDES ITEMS 18-19)	1
18	0732-0301-00	DECAL, CAUTION BELT DRIVE (HOR)	1
19	29886-15	SHIELD, FAN DRIVE	1
20	29891-15	BRACKET, FAN SUPPORT	1
21	53084-15	PLATE, FRAME SUPPORT	1



BELT DRIVE FAN MOUNT ASSEMBLY				
ITEM	PART NUMBER	DESCRIPTION	JD 96/97/9860 STS (29862-00)	JD 9560 STS (53092-00)
1	29804-15	WELDMENT, FAN MOUNT (JD96/97/98STS)	1	
	53082-15	WELDMENT, FAN MT. (JD95STS)		1
2	15378	BOLT, 3/8 X 1-1/4 CRG	4	4
3	29806-15	WELDMENT, FAN MT. ADJUST. (JDSTS)	1	1
4	15031	WASHER, 3/8 FLAT	4	4
5	15388	NUT, 3/8" NYLOCK	6	6
6	0100-0190-00	BOLT, 3/8 NC X 3 NC ZP HX TKP GR5	2	2
7	15056	NUT, 3/8" HEX JAM	2	2
8	29845-15	WELDMENT, IDLER	1	1
9	26175-12	BUSHING, ECCENTRIC IDLER	2	2
10	15007	BOLT, 3/8 NC X 1-1/2 HEX HD	2	2
11	29808-12	WELDMENT, TURNBUCKLE	1	1
12	18980-00	SPRING, COMPRESSION	1	1
13	15097	WASHER, 1/2 SAE FLAT	5	5
14	0101-0100-00	NUT, 1/2 NYLOCK	5	5
15	15260	WASHER, 3/8 SAE FLAT	2	2
16	0110-0339-00	PIN, CLEVIS 3/8" X 1-1/4"	1	1
17	15368	CLIP, HAIRPIN	1	1
18	15024	PULLEY, 6.5 X 2.5 IN. IDLER	1	1
19	29807-12	TUBE, SPACER	1	1
20	12404	PULLEY, 6.5 X 2.5 IN. IDLER	1	1
21	15035	WASHER, 5/8 FLAT	1	1
22	0101-0102-00	NUT, 5/8-11 UNC NYLOCK	1	1
23	0732-0598-00	DECAL, WARNING DRIVE	1	1
24	10216	BEARING, 1-3/8" PILLOWBLOCK	2	2
25	15478	BOLT, 1/2 X 1-3/4 HEX HD	4	4
26	29846-00	SHAFT, FAN DRIVE	1	1
27	18988-00	SHEAVE, 5V187-3	1	1
28	13320-00	BUSHING, QD, 1-3/8" E	1	1
29	7077	KEY, 5/16 SQ. X 2-3/4	1	1



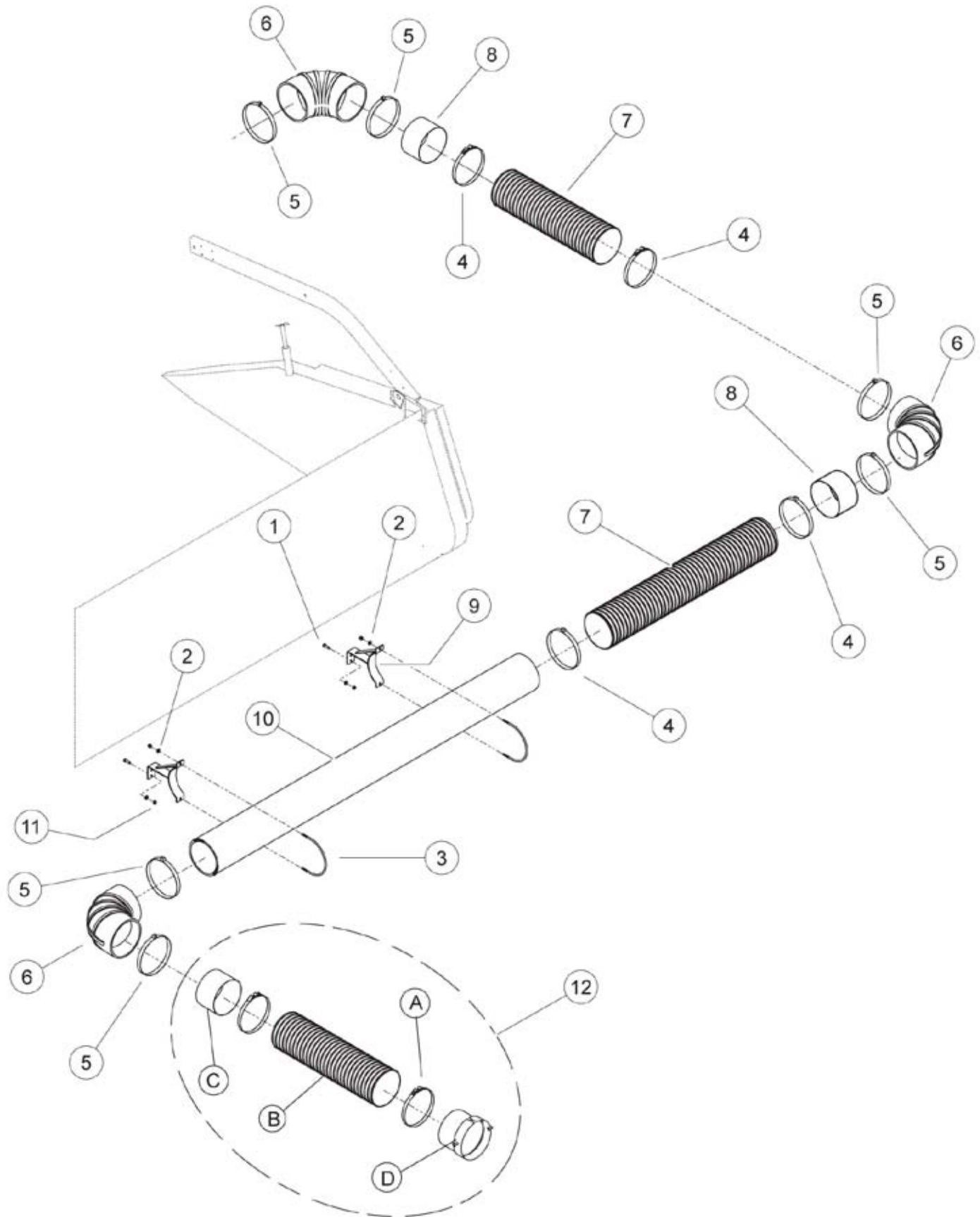
ASSEMBLY, BELT DRIVE FAN (8" HUB) (27257-00)			
ITEM	PART NUMBER	DESCRIPTION	QTY
1	7022	KEY, 3/16" X 1-1/4" PLAIN	1
2	13460-00	ACTUATOR, 2" STROKE ELECTRIC	1
3	14095-00	LATCH, ADJUSTABLE DRAW	2
4	15001	BOLT, 1/4" X 3/4" HHCS GR5 ZP	4
5	15007	BOLT, 3/8" X 1-1/2" HHCS GR5 ZP	8
6	15013	BOLT, 1/2" X 1-1/2" HHCS GR5 ZP	4
7	15049	NUT, 1/2" CENTERLOCK GRB ZP	4
8	15051	NUT, 3/8" SERRATED FLANGE NC ZP	12
9	15053	NUT, 1/4" SERRATED FLANGE NC ZP	8
10	15055	NUT, 3/4" NF CASTLE ZP	1
11	15068	PIN, 5/32" X 1-1/4" COTTER ZP	2
12	15076	BOLT, 3/8" X 1" THREAD CUT ZP	8
13	15087	NUT, 1/4" CENTERLOCK NC ZP	2
14	15095	SCREW, #14 X 1/2" TAPPING HWH ZP	6
15	15097	WASHER, 1/2" SAE FLAT ZP	4
16	15098	WASHER, 3/4" SAE FLAT ZP	1
17	15099	WASHER, 7/8" SAE FLAT ZP	2
18	15107	SCREW, #10 X 1/2" TAPPING HEX ZP	4
19	15129	WASHER, 5/8" SAE FLAT ZP	2
20	15238	BOLT, 1/4" X 3/4" CARRIAGE GR5 ZP	4
21	15342	BOLT, 1/4" X 1-1/2" HHCS GR5 ZP	2
22	15364	BOLT, 3/8" X 1-1/4" HHCS GR5 ZP	4
23	15397	NUT, #10/24 NYLOCK NM ZP	3
24	15552	BOLT, #10/24 X 1" HCPS GR8 PLAIN	3
25	16449	BEARING, 5/8", 2 BOLT FLANGE	2
26	17705	ROTOR, FAN 16.5" X 3" CCW, 7/8" BORE, STEEL	1
27	21193	FAN, 8" RIGHT HAND SIDE W/BUTTERFLY	1
28	21194	FAN, 8" LEFT HAND SIDE W/BUTTERFLY	1
29	21444	PLATE, LARGE BUTTERFLY	1
30	21445	PLATE, HUB/MOTOR MOUNT (8" - B PILOT)	1
31	22655	BASE, SCREEN	1
32	23152	WELDMENT, BASE STRAP	1
33	23155	WELDMENT, PIVOT	1
34	23158	WELDMENT, SCREEN CLEANER	1
35	23161	WELDMENT, SCREEN/BLADE	1
36	23163	WELDMENT, SCREEN CAP	1
37	25595-12	HOOK, FAN LIFT	1
38	25638-35	WELDMENT, INDICATOR	1
39	25641-12	WELDMENT, VALVE ACTUATOR	1
40	25644-12	WELDMENT, ACTUATOR MOUNT	1
41	25795-12	WELDMENT, SCREEN SHIELD	1
42	26137-00	ASSEMBLY, FAN HUB (INCLUDES 43-46)	1
43	26136-00	TUBE, BEARING CLAMP	1
44	26135-00	SHAFT, FAN	1
45	26134-00	HUB, FAN (MACHINED)	1
46	10218	BEARING, 30MM	2



ASSEMBLY, BELT DRIVE FAN

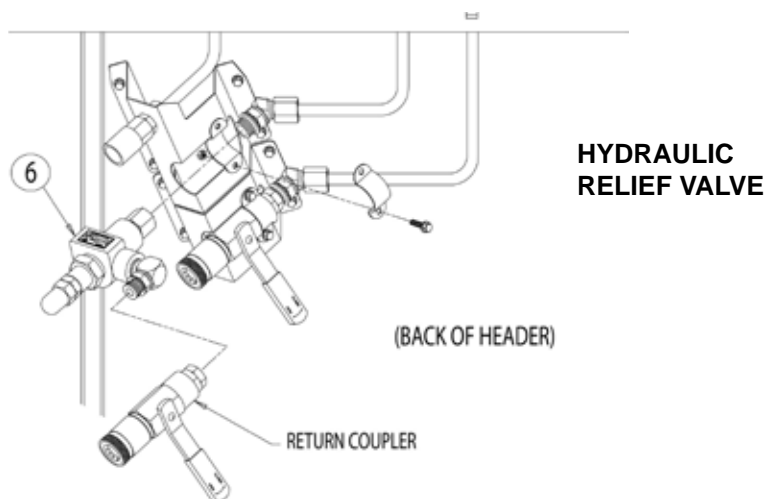
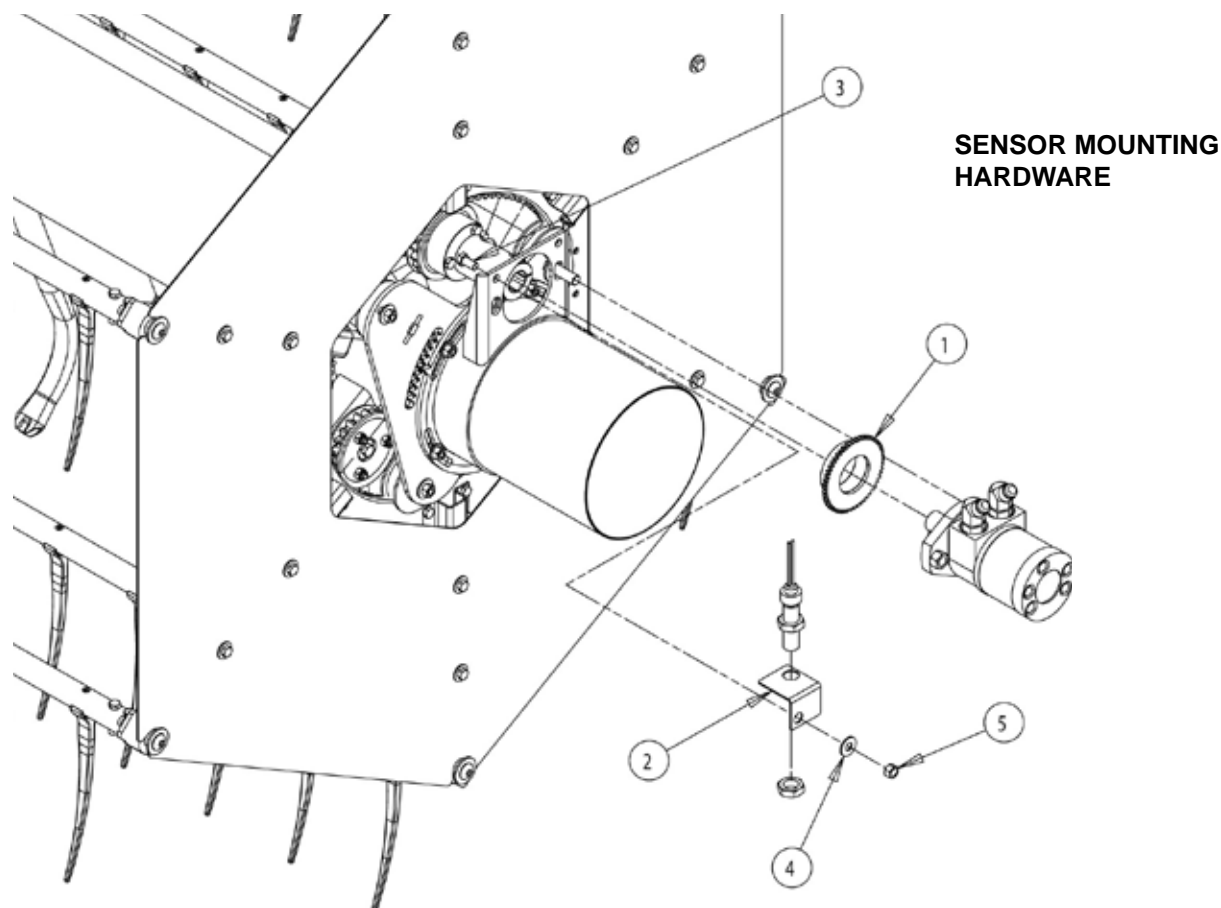
ITEM	PART NUMBER	DESCRIPTION	8" HUB	13" HUB
			JD 96/97/9860 STS (27257-00)	JD 9560 STS (53091-00)
1	21445	HUT/MOTOR MOUNT PLATE (8 IN. -B PILOT)	1	1
2	15013	BOLT, 1/2 X 1-1/4 HEX HD	4	4
3	15097	WASHER, 1/2 SAE FLAT	4	4
4	15049	NUT, 1/2 CENTERLOCK GRB ZP	4	4

ASSEMBLY, BELT DRIVE FAN				
ITEM	PART NUMBER	DESCRIPTION	8" HUB JD 96/97/9860 STS (27257-00)	13" HUB JD 9560 STS (53091-00)
5	21194	8" FAN LH SIDE W/ BUTTERFLY	1	1
6	15076	BOLT, 3/8 X 1 THREAD CUT	8	8
7	15099	WASHER, 7/8 SAE FLAT	2	2
8	17705	FAN ROTOR, 16.5 X 3" CCW, 7/8, STL	1	1
9	7022	KEYSTOCK, 3/16"	1	1
10	15098	WASHER, 3/4 SAE FLAT	3	3
11	21193	8" FAN RH SIDE W/ BUTTERFLY	1	1
12	25641-12	WELDMENT, VALVE ACTUATOR	1	1
13	21444	PLATE, LARGE BUTTERFLY	1	1
14	15552	BOLT, #10-24 X 1 IN. GR8 HCPS PLAIN	3	3
15	15397	NUT, #10X24 NYLOCK	3	3
16	25638-35	WELDMENT, INDICATOR	1	1
17	25644-12	WELDMENT, ACTUATOR MOUNT	1	1
18	25595-12	HOOK, FAN LIFT	1	1
19	25795-12	WELDMENT, SCREEN SHIELD	1	1
20	15364	BOLT, 3/8 NC X 1-1/4 HEX HD	4	4
21	15007	BOLT, 3/8 X 1-1/2 HEX HD	8	8
22	15051	NUT, 3/8 SERR FLANGE	12	12
23	13460-00	ACTUATOR, 2" STROKE WARNER	1	1
24	15342	BOLT, 1/4 X 1-1/2 HCS G5 ZP	2	2
25	15087	NUT, 1/4" CENTERLOCK	2	2
26	22655	BASE	1	1
27	14095-00	LATCH, ADJUSTABLE DRAW	2	2
28	15107	SCREW, NO. 10 X 1/2 HEX TAP ZP	4	4
29	15055	NUT, HST SPINDLE CASTLE	1	1
30	15068	PIN, 5/32 X 1-1/4 COTTER	1	1
31	29917-12	WELDMENT, 8" ROTARY SCREEN BASE STRAP	1	1
32	18998-00	BEARING, 3/4" ROUND INSERT	2	2
33	36008-00	FLANGETTE, 47MM 2 HOLE	4	4
34	29919-12	WELMENT, PIVOT	1	1
35	15053	NUT, 1/4 SERR FLANGE	4	4
36	15001	BOLT, 1/4 X 3/4 HEX HD	4	4
37	15367	BOLT, 5/16 X 3/4 CRG	4	4
38	53035-12	WELDMENT, ROTARY SCREEN (8" RH)	1	1
39	15351	NUT, 5/16 SERR FLANGE	4	4
40	29921-12	WELDMENT, 8" FAN SCREEN CLEANER	1	1
41	53048-12	WELDMENT, 8" FAN ROTARY SCREEN CAP	1	1
42	26137-00	ASSEMBLY, FAN HUB (8") (INCLUDES ITEMS 43-46)	1	
	53090-00	ASSEMBLY, FAN HUB (13") (INCLUDES ITEMS 43-46)		1
43	26136-00	TUBE, BEARING CLAMP	1	
	53089-00	TUBE, BEARING CLAMP		1
44	26135-00	SHAFT, FAN	1	
	53088-00	SHAFT, FAN		1
45	26134-00	HUB, FAN	1	
	53087-00	HUB, FAN		1
46	10218	BEARING, 30MM	2	2

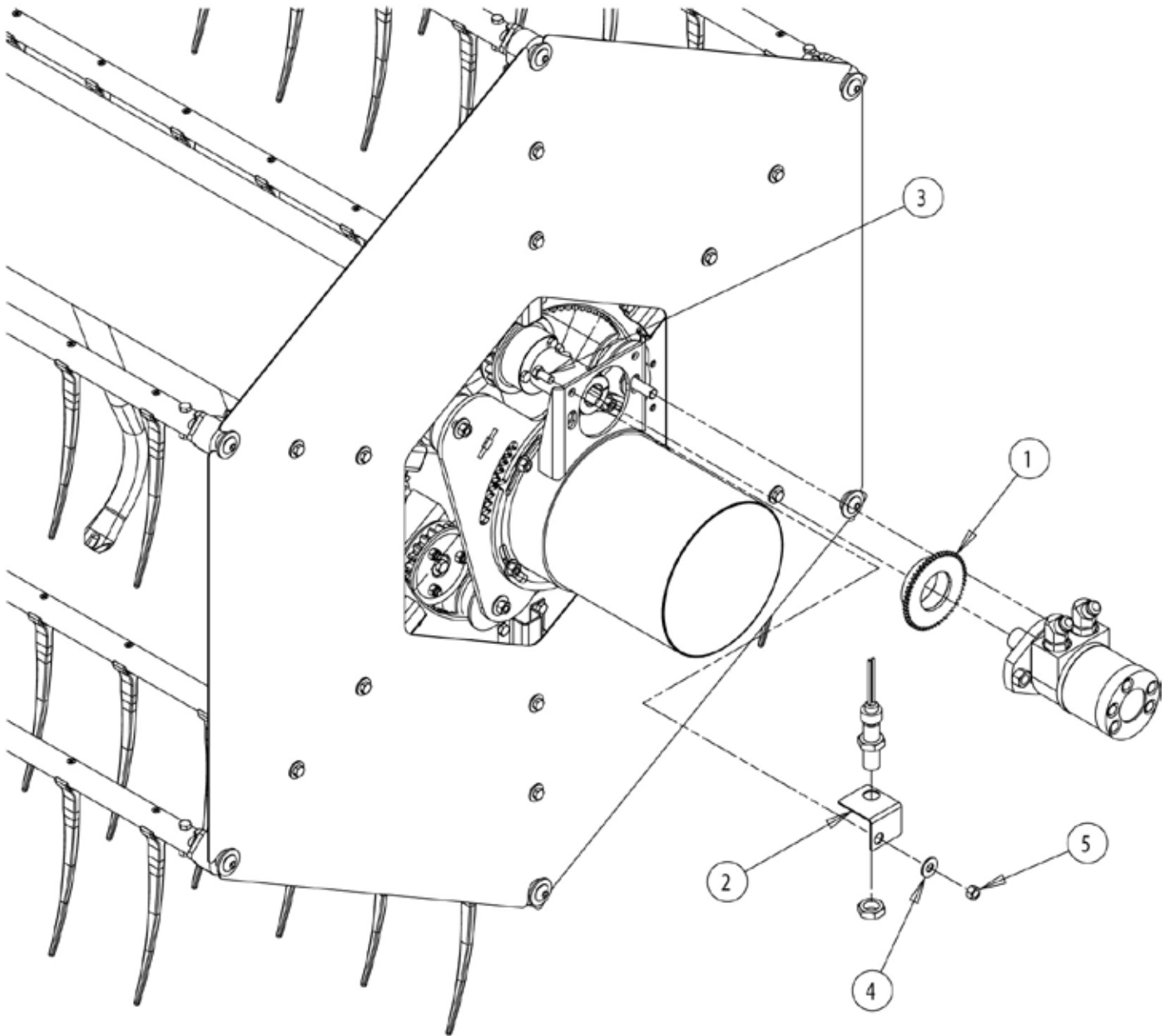


HI-DRIVE TRANSITION KIT							
ITEM	PART NUMBER	DESCRIPTION	25921 15-20 FT QTY	25922 22 FT QTY	25923 25 FT QTY	25924 30 FT QTY	27517 35 FT QTY
1	15219	BOLT, 5/16" X 1" HHCS NC GR5 ZP	4	4	4	4	4
2	15416	WASHER, 5/16" SAE FLAT ZP	8	8	8	8	8
3	15700-00	U-BOLT, 5/16" X 8.19" X 6.59"	2	2	2	2	2
4	16091	CLAMP, 8-3/8", T-BOLT	4	4	4	4	4
5	16092	CLAMP, 8-11/16", T-BOLT	6	6	6	6	6
6	17437	ELBOW, 8" MANIFOLD (MR)	3	3	3	3	3
7	17777	HOSE, 8" ID X 8', FLEX	1	1	1	1	1
8	21512	BAND, ELBOW SUPPORT	2	2	2	2	2
9	25799-12	WELDMENT, TUBE CLAMP (JD)	2	2	2	2	2
10	25837-33	MANIFOLD, HEADER (15-20 FT)	1				
	29638-33	MANIFOLD, HEADER (22 FT)		1			
	25844-33	MANIFOLD, HEADER (25 FT)			1		
	25843-33	MANIFOLD, HEADER (30 FT)				1	
	27514-33	MANIFOLD, HEADER (35 FT JD)					1
11	15351	NUT, 5/16" SERRATED FLANGE NC ZP	8	8	8	8	8

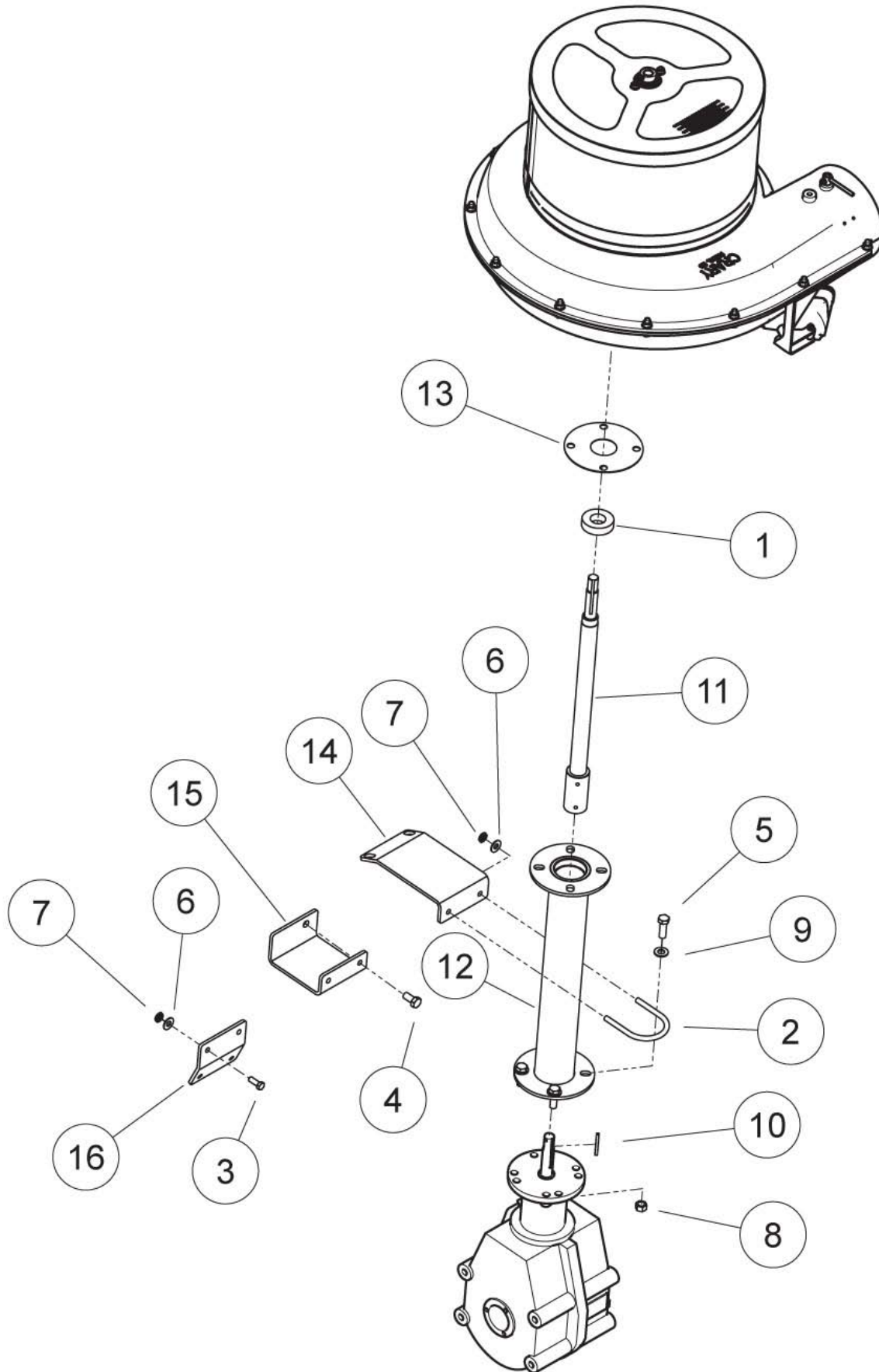
QUICK DISCONNECT FLEX HOSE ASSEMBLY (26112-00)			
ITEM	PART NUMBER	DESCRIPTION	QTY
12	26112-00	ASSEMBLY, QUICK DISCONNECT FLEX HOSE	1
A	16091	CLAMP, 8-3/8", T-BOLT	2
B	17410	FLEX HOSE, 8" I.D. X 6'	1
C	21512	BAND, ELBOW SUPPORT	1
D	25911-12	WELDMENT, CONNECTOR	1



SPEED SENSOR GEAR JD 200/900 (25964)			
ITEM	PART NUMBER	DESCRIPTION	QTY
1	25594-12	WELDMENT, SENSOR GEAR	1
2	22541	BRACKET, SENSOR MOUNT	1
3	15006	BOLT, 3/8" X 1" HEX HD GR5 ZP	1
4	15031	WASHER, 3/8" FLAT ZP	1
5	15388	NUT, 3/8" NE NYLOCK ZP	1
6	23880	ASSEMBLY, RELIEF VALVE/FITTINGS (INCLUDES ITEMS BELOW)	1
	16838	RELIEF VALVE	1
	16843	ADAPTER, -8FMORING/-8MNPT	1
	16846	ADAPTER, -8MORING/-8MNPT 90 DEG	1

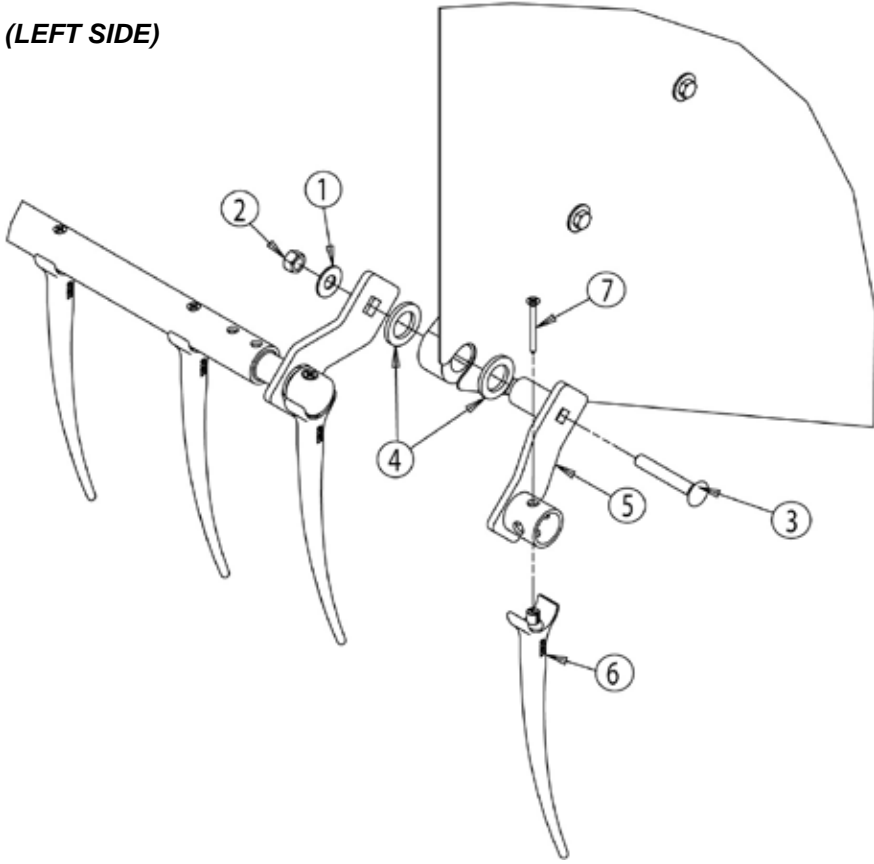


SPEED SENSOR GEAR JD 600 (27627)			
ITEM	PART NUMBER	DESCRIPTION	QTY
1	25594-12	WELDMENT, SENSOR GEAR	1
2	22541	BRACKET, SENSOR MOUNT	1
3	15006	BOLT, 3/8" X 1" HHCS GR5 ZP	1
4	15031	WASHER, 3/8" FLAT ZP	1
5	15388	NUT, 3/8" NE NYLOCK ZP	1

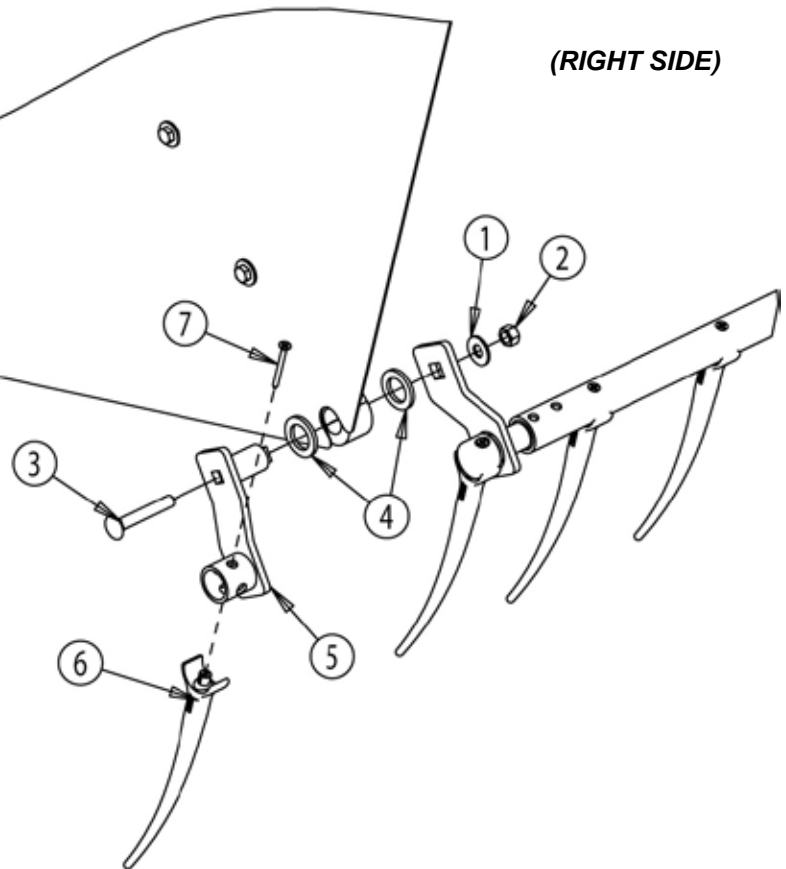


GEARBOX/FAN EXTENSION KIT (24493)			
ITEM	PART NUMBER	DESCRIPTION	QTY
1	10218	30 MM BEARING	1
2	13014	U-BOLT, FAN MOUNT 3/8 X 3 X 4" ZP	1
3	15006	BOLT, 3/8" X 1" GR5 HEX CAPSCREW ZP	2
4	15012	BOLT, 1/2" X 1" GR5 HEX CAPSCREW ZP	2
5	15014	BOLT, 1/2" X 1-1/2" GR5 HEX CAPSCREW ZP	4
6	15031	WASHER, 3/8" FLAT ZP	2
7	15042	NUT, 3/8" HEX NUT NC ZP	4
8	15049	NUT, 1/2" CENTER LOCKNUT ZP	4
9	15097	WASHER, 1/2" SAE FLAT ZP	4
10	22341	KEY, 3/16" SQ X 2" PLAIN	1
11	24642	SHAFT/COUPLER WELDMENT	1
12	24495-12	HUB, MACHINED EXTENSION	1
13	24510-12	PLATE, BEARING RETAINER	1
14	24638-12	BRACKET, EXTENSION SUPPORT - CASE IH (SHORT)	1
	24639-12	BRACKET, EXTENSION SUPPORT - CASE IH (LONG)	1
15	24640-12	BRACKET, EXTENSION SUPPORT - JD/NH	1
16	24641-12	BRACKET, EXTENSION SUPPORT - GLEANER	1

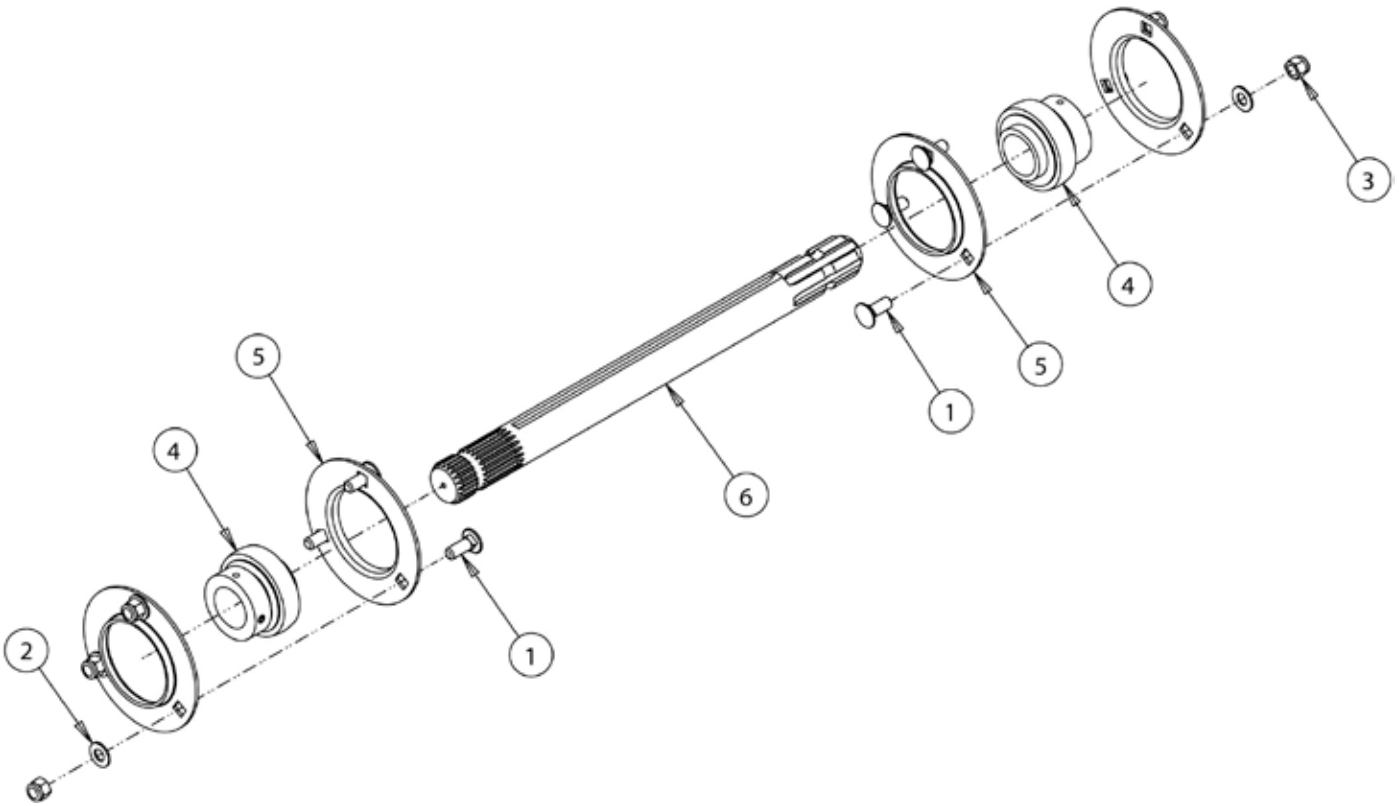
(LEFT SIDE)



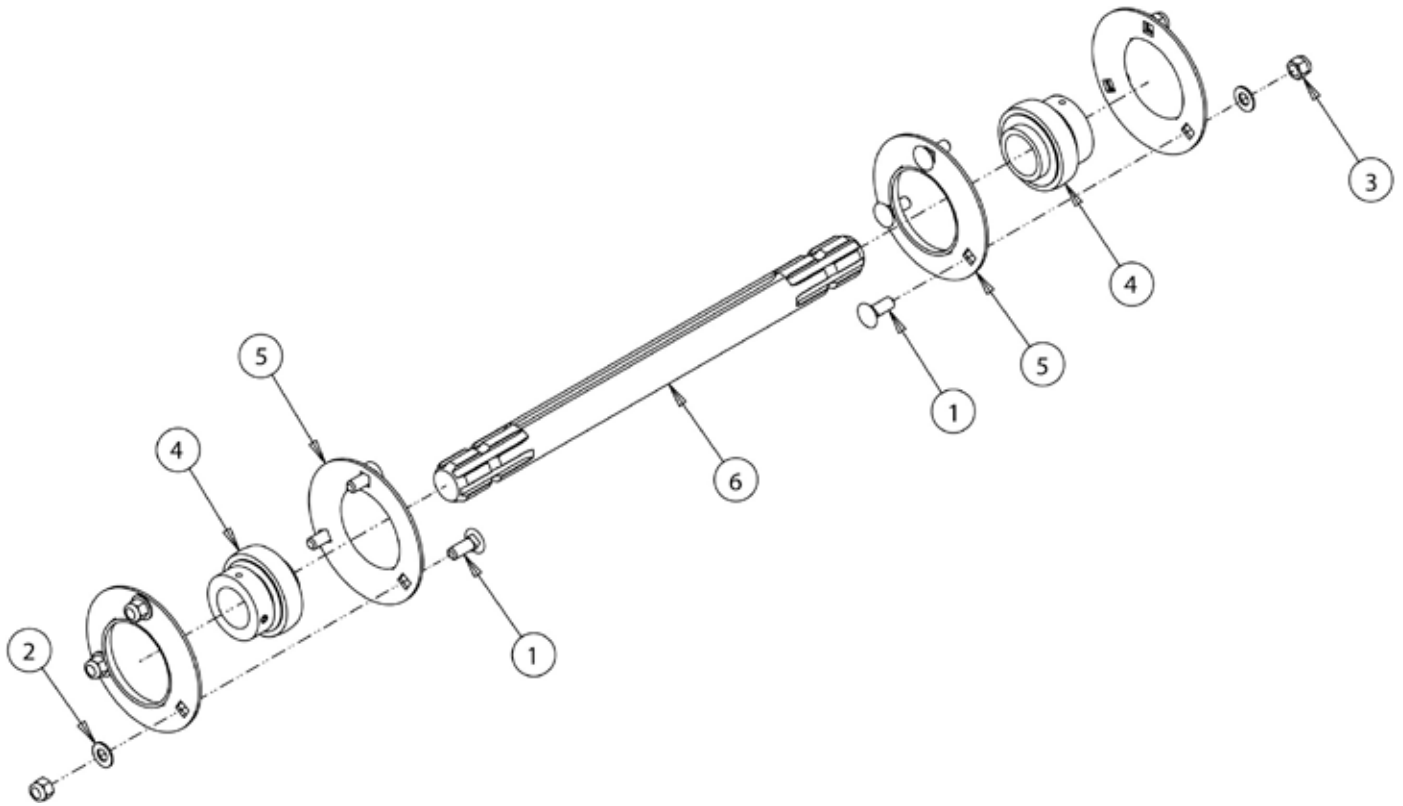
(RIGHT SIDE)



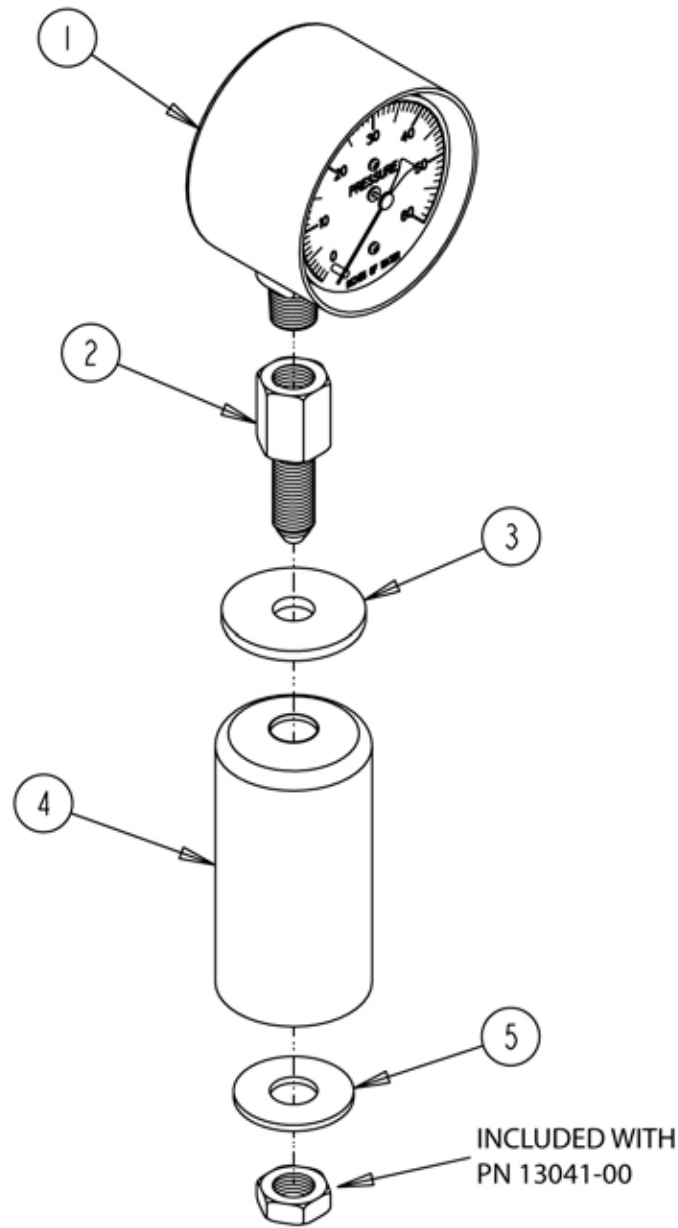
AUXILIARY REEL TINE KIT (25605)			
ITEM	PART NUMBER	DESCRIPTION	QTY
1	15031	WASHER, 3/8" FLAT ZP	2
2	15047	NUT, 3/8 CENTER LOCKNUT ZP	2
3	15115	BOLT, CRG 3/8 X 2-1/2" GR5 NC SP	2
4	15302	STL MCH BSH, 7/8 ID NAR-RIM 10GA	4
	25602-00	RH AUX. REEL TINE ASSEMBLY (INCLUDES ITEMS 5-7)	1
5	25601-12	PIVOT STRAP/TUBE WELDMENT	1
6	12529	TINE, PLASTIC REEL	1
7	15597	SCREW, 12-14 X 2" FLAT HD, THD. FORM	1
	25603-00	LH AUX. REEL TINE ASSEMBLY (INCLUDES ITEMS 5-7)	1
5	25601-12	PIVOT STRAP/TUBE WELDMENT	1
6	12529	TINE, PLASTIC REEL	1
7	15597	SCREW, 12-14 X 2" FLAT HD, THD. FORM	1



KIT, NEUTRAL DRIVE SHAFT (53106)			
ITEM	PART NUMBER	DESCRIPTION	QTY
1	15057	BOLT, 3/8 X 1 CRG	6
2	15260	WASHER, 3/8 SAE FLAT	6
3	15388	NUT, 3/8" NYLOCK	6
4	17059	BEARING, 1-3/8 IN. ROUND BORE	2
5	17060	FLANGETTE, 72MSI - 3/8 IN.	4
6	53101-00	SHAFT, 1-3/8" 6 TO 21 SPLINE	1



KIT, NEUTRAL DRIVE SHAFT (29884)			
ITEM	PART NUMBER	DESCRIPTION	QTY
1	15057	BOLT, 3/8 X 1 CRG	6
2	15260	WASHER, 3/8 SAE FLAT	6
3	15388	NUT, 3/8" NYLOCK	6
4	17059	BEARING, 1-3/8 IN. ROUND BORE	2
5	17060	FLANGETTE, 72MSI - 3/8 IN.	4
6	29834-00	SHAFT, 1-3/8" 6 SPLINE STUB	1



ASSEMBLY, STATIC PRESSURE GAGE (53094-00)			
ITEM	PART NUMBER	DESCRIPTION	QTY
1	36195-00	GAGE, LOW PRESSURE AIR	1
2	13041-00	ADAPTOR, -4FMNPT/-4MJIC BULKHEAD	1
3	0937-0013-00	WASHER, .438 X 1.500 X .125	1
4	53093-00	GRIP, ROUND VINYL (W/HOLE)	1
5	15032	WASHER, 7/16 FLAT	1



Parts Catalog Air Reel

PARTS INDEX

Part #	Page(s)	Part #	Page(s)	Part #	Page(s)
0032-0272-00	45, 51	14061-00	57, 59, 81	31, 41, 43, 51, 53, 55, 73, 100, 101	
0100-0190-00	87	14062-00	57, 59, 81	15058	28, 30, 83, 85
0101-0100-00		14095-00	89, 91	15059	39
28, 30, 37, 41, 43, 67, 73, 87		14388-00	59	15068	45, 47,
0101-0102-00	87	14389-00	59	49, 51, 53, 55, 63, 65, 67, 77, 89, 91	
0103-0756-00	28	14465-00	30	15070	57
0103-0792-00	28	14473-00	43	15076	43, 63, 65, 67, 77, 89, 91
0104-0040-00	45, 51	14714-00	57, 59, 81	15087	63, 65, 77, 89, 91
0104-0120-00	45, 51	14720-00	57, 59, 81	15092	30
0110-0339-00	87	14721-00	57	15095	63, 89
0125-0060-00	37	14722-00	57	15097	38, 41, 43,
0201-0077-00	69	14728-00	57, 59	45, 47, 51, 53, 67, 73, 87, 89, 90, 97	
0201-0078-00	69	14729-00	57, 59	15098	63, 65, 67, 77, 89, 91
0405-0245-00	83	14730-00	57, 59	15099	63, 65, 67, 77, 89, 91
0481-0029-17	45, 51	14731-00	57, 59	15107	89, 91
0483-0006-00	45, 51	14732-00	57, 59	15115	99
0732-0301-00	83, 85	14733-00	57, 59	15116	34, 79
0732-0598-00	87	14734-00	57, 59	15129	63, 89
0883-0120-00	57, 59, 81	14735-00	57, 59	15140	12
0883-0121-00	61, 83, 85	14736-00	57, 59, 81	15154	3, 5, 7, 9, 38, 39
0937-0013-00	102	14737-00	59, 81	15173	45, 51
7022	63, 65, 67, 77, 83, 85, 89, 91	14738-00	59, 81	15174	43, 73
7077	87	14739-00	59, 81	15176	3, 5, 7, 9, 11
10216	87	14740-00	59, 81	15178	12, 17, 19, 21
10218	89, 91, 97	14741-00	59, 81	15219	27, 57, 59, 75, 81, 93
11001	3, 5, 7, 9, 70	14742-00	59, 81	15238	63, 89
11002	3, 5, 7, 9, 70	14743-00	59, 81	15250	14, 15, 27,
11012	3, 5, 7, 9, 70	14744-00	59, 81	38, 39, 41, 43, 47, 49, 53, 55, 73, 75	
12050	25	15001	63, 65, 67, 77, 89, 91	15256	57
12057	45, 47, 49, 73	15003		15260	13, 41, 75, 79, 87, 100, 101
12146	32, 33	38, 39, 41, 43, 47, 49, 53, 55, 73, 75		15271	28, 29
12167	35	15005	94	15282	12, 17, 19, 21, 36
12196	61, 83, 85	15006	45, 47, 49, 53, 55, 83, 85, 95, 97	15300	27
12198	61	15007	87, 89, 91	15302	99
12201	61	15008	11, 14, 15	15342	63, 65, 67, 77, 89, 91
12205	61	15012	36, 37, 43, 73, 97	15351	32,
12208	61	15013	38, 45, 47, 53, 89, 90	33, 34, 38, 39, 65, 67, 77, 79, 91, 93	
12209	57, 59, 61, 81	15014	25, 63, 65, 67, 77, 97	15355	67
12210	57, 59, 61, 81	15024	87	15356	3, 5, 7,
12211	57, 59, 61, 81	15030	12, 27	9, 11, 12, 25, 27, 37, 57, 59, 75, 81	
12215	57, 59	15031	3, 5, 7,	15364	
12218	57, 59	9, 11, 14, 15, 34, 45, 47, 49, 51, 53,		51, 63, 65, 67, 77, 79, 83, 85, 89, 91	
12220	57, 59, 81	55, 73, 79, 83, 85, 87, 94, 95, 97, 99		15367	65, 67, 77, 91
12223	57, 59, 81	15032	102	15368	87
12404	87	15034	25, 36, 37	15375	29
12457	36, 41, 75	15035	87	15378	75, 83, 85, 87
12491	25	15036	45, 47, 49, 51, 53, 55	15388	3, 5, 7, 9, 28, 30, 34, 41,
12506	28	15041	83, 85	75, 79, 83, 85, 87, 94, 95, 100, 101	
12528	12, 27	15042	97	15390	37
12529	17, 19, 21, 23, 99	15047		15396	12
13014	83, 85, 97	11, 13, 14, 15, 28, 29, 30, 31, 49, 99		15397	37, 63, 65, 67, 77, 89, 91
13041-00	102	15049		15402	
13320-00	87	25, 36, 45, 51, 63, 65, 77, 89, 90, 97		38, 39, 41, 43, 47, 49, 53, 55, 73, 75	
13460-00	63, 65, 67, 77, 89, 91	15051	39, 43, 45, 47, 49,	15403	27
13531-00	85	51, 53, 55, 63, 65, 67, 73, 77, 89, 91		15416	32, 33, 34, 75, 79, 93
13768-00	3, 5, 7, 9	15052	28, 29	15423	37
13911-00	57, 59	15053	63, 65, 67, 77, 89, 91	15436	3, 5, 7, 9, 11, 25
13914-00	57, 81	15055	45, 47,	15437	51, 53, 55
13993-00	83, 85	49, 51, 53, 55, 63, 65, 67, 77, 89, 91		15474	51, 53, 55
14022-00	7, 9, 25	15056	87	15478	87
14056-00	63, 65, 67	15057	3, 5, 7, 9, 13, 28, 29, 30,	15486	3, 5, 9

Part #	Page(s)	Part #	Page(s)	Part #	Page(s)
15498.....	36, 38, 39,	17705.....	77, 89, 91	22327.....	63, 65, 68
41, 43, 45, 47, 49, 51, 53, 55, 73, 75		17777.....	32, 33, 34, 79, 93	22341.....	97
15552.....	63, 65, 67, 77, 89, 91	17843.....	28, 30	22346.....	11, 12
15557.....	37	17849.....	35	22347.....	25, 27
15562.....	25	17850.....	35	22364.....	3, 5, 7, 9
15573.....	61	18967-00.....	81	22365.....	5, 7, 9
15574.....	61, 81	18968-00.....	81	22374.....	7
15575.....	57, 59, 81	18969-00.....	81	22392.....	3
15580.....	45, 47, 49, 73	18970-00.....	81	22393.....	5
15587.....	77	18971-00.....	81	22396.....	5
15597.....	17, 19, 21, 23, 99	18972-00.....	81	22397.....	5
15612.....	36, 37, 41	18973-00.....	61	22398.....	7
15647.....	57, 59, 81	18974-00.....	61	22402.....	7
15700-00.....	32, 33, 34, 79, 93	18975-00.....	61	22404.....	9
15747-00.....	57, 59, 81	18976-00.....	61	22405.....	11
15748-00.....	57	18977-00.....	81	22407.....	11
15749-00.....	57	18978-00.....	41, 61	22408.....	11
15754-00.....	27	18980-00.....	87	22411.....	11
15812-00.....	83, 85	18988-00.....	87	22412.....	11
16067.....	25	18989-00.....	83, 85	22413.....	11
16091.....	32, 33, 34, 79, 83, 93	18990-00.....	83, 85	22415.....	11
16092.....	32, 33, 34, 79, 93	18998-00.....	65, 67, 77, 91	22417.....	11
16125.....	69	20031.....	51, 53, 55	22419.....	11
16449.....	63, 89	21193.....	63, 65, 77, 89, 91	22479.....	28, 30
16516.....	25	21194.....	63, 65, 67, 77, 89, 91	22489.....	25
16544.....	29	21238.....	38, 39, 45, 51	22541.....	94, 95
16621.....	69	21240.....	49, 55	22612.....	11
16622.....	69	21243.....	43, 73	22620.....	36
16624.....	69	21444.....	63, 65, 67, 77, 89, 91	22621.....	36
16625.....	69	21445.....	63, 65, 67, 77, 89, 90	22655.....	63, 65, 67, 77, 89, 91
16722.....	70	21509.....	12, 27	22671.....	36
16807.....	68	21512.....	32, 33, 34, 79, 93	22717.....	51, 53, 55
16814.....	69	21520.....	25	22738.....	51
16815.....	69	21534.....	39	22739.....	51
16817.....	69	21550.....	12, 27	22741.....	51
16819.....	69	21588.....	14, 15	22759.....	63, 65
16820.....	69	21797.....	14, 15	22760.....	63, 65
16821.....	69	21924.....	83	22777.....	51, 53, 55
16838.....	94	21976.....	27	22809.....	28, 29, 30, 31
16843.....	94	21978.....	11	23118.....	51, 53, 55
16846.....	94	21993.....	67	23140.....	39, 49, 51, 73
16934.....	57	22153.....	11	23141.....	55
16935.....	57	22164.....	11	23147.....	51, 53, 55
17059..	39, 41, 43, 49, 55, 73, 100, 101	22179.....	5, 9	23152.....	63, 89
17060.....		22181.....	3, 9	23155.....	63, 89
41, 43, 51, 53, 55, 73, 75, 100, 101		22183.....	5	23158.....	63, 89
17061.....	51, 53, 55	22184.....	5, 7	23161.....	63, 89
17062.....	75	22185.....	5, 9	23163.....	63, 89
17224.....	3, 5, 7, 9, 70	22186.....	9	23501.....	28, 29, 30, 31
17313.....	11	22187.....	5	23502.....	51, 53
17404.....	12, 27	22188.....	5, 9	23512.....	51
17406.....	3, 5, 7, 9	22189.....	7, 9	23513.....	45, 51
17407.....	3, 5, 7, 9	22192.....	3	23514.....	51
17410.....	93	22193.....	7, 9	23622.....	45, 51
17437.....	32, 33, 34, 79, 93	22226.....	28	23627.....	45, 51
17444.....	3, 5, 7, 9	22229.....	29	23880.....	94
17629.....	14, 15	22244.....	28, 29	24027.....	57
17634.....	12	22255.....	28, 29	24028.....	57
17669.....	11	22261.....	29	24033.....	57
17670.....	11	22262.....	28, 30	24034.....	57, 73
17703.....	3, 5, 7, 9, 11	22326.....	63, 65, 68, 77	24036.....	43

Part #	Page(s)	Part #	Page(s)	Part #	Page(s)
24037-12		24925	19, 23	25964	94
38, 39, 43, 47, 49, 53, 55, 73, 75		24926	19, 23	26027-12	45, 51
24039	38, 39, 43, 47, 49, 53, 55, 73, 75	24927	17, 23	26112-00	93
24040	43, 55	24929	21, 23	26134-00	89, 91
24051	53	24930	21, 23	26135-00	89, 91
24053	55	24931	17, 19, 21, 23	26136-00	89, 91
24102	43, 55	24932	19, 23	26137-00	89, 91
24103	55	24933	19, 23	26142-12	30
24163	45, 47, 49	24934	19, 21, 23	26147-12	31
24166	45, 47	24936	17	26148-00	31
24167	49	24937	19	26151	30, 31
24168	49	24940	19	26152	43
24171-12	45, 47, 49	24941	19	26167-12	43
24172-12	45, 47, 49	24942	19	26171-12	34
24173	45	24946	19	26174	43
24174	47	24948	21	26175-12	87
24176	49	24975-12	5, 7, 9	26297	43
24177	49	25319	69	26298	43
24268-12	3	25320	69	26383-12	77
24269-12	5	25370	38	26892-00	77
24272-12	5	25371	39	27122-00	43
24273-12	5	25373	41	27124-12	9
24274-12	7	25449-00	38	27129-12	23
24278-12	7	25450-00	39	27130-12	9
24280-12	9	25563-00	7, 9	27134-00	9
24303-12	36	25564-00	5	27138-00	9
24318-12	27	25565-00	5	27139-00	9
24332-12	35	25568-00	5	27144-00	21
24333	35	25569-00	3	27172-00	21, 23
24422-12	45, 47, 49, 73	25570-00	9	27173-00	21
24492-12	41, 43, 53	25571-00	7	27174-00	9
24492-15	47, 49, 55	25575-00	7	27175-00	21
24493	97	25577-00	9	27176-00	9
24495-12	97	25578-00	9	27177-00	9
24510-12	97	25580-00	7	27184-00	43
24638-12	97	25592-12	63	27186-12	21
24639-12	97	25594-12	94, 95	27187-12	21
24640-12	97	25595-12	89, 91	27241	43
24641-12	97	25601-12	99	27242	11
24642	97	25602-00	99	27248-12	43
24875-12	23	25603-00	99	27257-00	83, 89, 90
24876-12	23	25605	99	27514-00	93
24877-12	23	25617-12	79	27517	93
24878-12	23	25638-35	63, 65, 67, 77, 89, 91	27627	95
24879-12	23	25641-12	63, 65, 67, 89, 91	27657-00	41
24880-12	23	25644-12	63, 65, 67, 77, 89, 91	27659-12	41
24882-12	23	25658-12	3, 5, 7, 9	27951-12	17, 19, 21
24883-12	23	25760-00	3, 5, 7, 9	27952-12	17, 19, 21
24884-12	23	25795-12	89, 91	27983-00	17, 19, 21
24885-12	23	25799-12	93	27984-00	17, 19, 21
24886-12	23	25837-00	93	29050-00	41
24887-12	23	25843-00	93	29093-00	73
24888	17, 19, 21	25844-00	93	29195-12	36
24905-12	14, 15	25852-12	45, 51	29299	83
24910-12	3, 5, 7, 9	25853-00	45, 51	29373-12	73
24917-12	3, 7	25911-12	93	29413-00	73
24919	13, 15	25914-33	33	29415-00	73
24920	13, 14	25921	93	29460	73, 75
24922	19, 23	25922	93	29638-00	33, 79
24923	19, 23	25923	93	29804-15	87
24924	19, 23	25924	93	29806-15	87

Part #	Page(s)
29807-12	87
29808-12	87
29831-12	37
29832-12	37
29833-12	37
29834-00	41, 101
29838-00	67
29845-15	87
29846-00	87
29849-15	83
29861-15	83
29862-00	87
29884	101
29886-15	83, 85
29887-00	83, 85
29891-15	83, 85
29917-12	65, 67, 77, 91
29919-12	65, 67, 77, 91
29921-12	65, 67, 77, 91
29928-00	75, 81
29985-00	59
36007-00	67
36008-00	65, 67, 77, 91
36019-00	83, 85
36020-00	83, 85
36195-00	102
36222-00	68
53034-12	77
53035-12	65, 67, 91
53048-12	65, 67, 77, 91
53082-15	87
53083-15	85
53084-15	85
53087-00	91
53088-00	91
53089-00	91
53090-00	91
53091-00	85, 90
53092-00	87
53093-00	102
53094-00	102
53096	37
53101-00	75, 100
53103-00	75
53104-12	37
53106	100
53108-12	75
53120	85
53121-15	85
53140-12	79
53189-12	41
53190-00	41
53191	41
53193-00	59
53201-12	32, 33
53203-00	41



237 12TH ST. NW • P.O. BOX 849
WEST FARGO, ND 58078-0849
PH: 1-800-247-7335 • FAX: (701) 282-9522
www.crary.com



Manufactured in the
United States of America
by Crary Industries